



# Tarheel Quilters Guild

Promoting and Perpetuating the Art of Quilting since 1981

**August 2023**

## MEETING REMINDERS

### TQG Board Meeting

**Monday, August 14th at 6PM**

Barbara Munoz's House  
2321 Colgate Dr, Fayetteville

### TQG General Meeting

**Sunday, August 20th at 2PM**

Social Gathering begins at 1:30  
Westminster Presbyterian Church  
2505 Village Drive, Fayetteville

## From the 1st VP

Dear Fellow TQG Members,

I am sorry that I was unable to attend the much anticipated Christmas in July meeting due to a family emergency. I was so looking forward to it and though I don't have an ugly Christmas sweater or t-shirt, I was ready with my array of pins and earrings!

I want to remind those interested in the Sept 16 workshop with Annette Ornelas to bring their payment of \$40 to the next meeting in August. The "Pumpkin Stack" table runner pattern was selected by those who signed up for the workshop. The pattern cost is \$9. I will know by August 1 if I can purchase from Annette ahead of time so that it will be available at the August meeting. It's not too late to sign up. Stay cool and hydrated in these unbearably hot days.

Naomi Bonilla

## Happy Birthday

**Happy Birthday to our members  
who were born in August:**

Sonia Blue - 1st

Joy Canady - 6th

Wendy Shirley - 12th

Amy Allison - 15th

Debbie Peterson - 24th

Sue Bruhn - 27th

& a belated birthday to our President  
Barbara Munoz who celebrated July 25th.

## Fat Quarter

The fat quarter of the month for August is

**SCHOOL / SPORTS**

When you bring your fat quarter, sign in  
sheet and drop it in the bag.

Mark Your Calendars!

2023 Meeting Dates

BOARD MEETINGS

August 14, 2023  
September 11, 2023  
October 9, 2023  
November 13, 2023  
December 11, 2023

GUILD MEETINGS

August 20, 2023  
September 17, 2023  
October 15, 2023  
November 19, 2023  
December 17, 2023

## Baby Quilts

As of the July 2023 meeting, we have 117 quilts on hand (but have been giving out nearly 40 a month thanks to a recent baby boom). Thank you to everyone who has donated a baby quilt! If you are in need of batting or labels, please contact Pam or Donna (or see them at the next meeting!)

Pam Gahan [xstitcher1@spectrum.net](mailto:xstitcher1@spectrum.net)  
& Donna Lazar [donnalazar4@gmail.com](mailto:donnalazar4@gmail.com)

## Treasurer's Report

Checking balance \$3,272.47

CD total \$18,163.03

Total balance \$21,435.50

Reimbursement forms are available at Guild meetings or by clicking [here](#).

For questions, please see Rhonda Gooding - [rhondagooding415@yahoo.com](mailto:rhondagooding415@yahoo.com)

## Membership

There were 51 people at our July 16th meeting, including 5 guests, 1 of whom joined. We welcome Richard Seple to our guild. We now have 88 members on our 2023 roster.

As was discussed in several previous meetings, our Community Outreach – baby quilts and VA quilts – guidelines have been updated. [A copy is attached to this Newsletter.](#)

Please print it out as it replaces the guidelines in your present SOP's. If you have quilts that you have already made (or are in the process of making) in accordance to the old guidelines, that's fine as they were made to the specifications in place at the time. Don't forget to work on those name tags. It was good to see so many people wearing them at the meeting. See you at the August 20<sup>th</sup> meeting.  
Cindy Clifton [cclif610@gmail.com](mailto:cclif610@gmail.com)

## 2nd VP Report

Our Christmas in July party was “sew” much fun! What a great turnout! THANK YOU to Nancy Hope, Sue Bruhn, and Karen Potts for demonstrating their cute and quick Christmas gift projects. Thank you to all who brought food, and for wearing something festive!

Thank you to Bob Moore who helped with setting up demo tables and for all who helped with the food table. I couldn't have done it without you! It's difficult to come up with a program month after month, so when you participate, it makes the hard work worth it. Thank you!

Amy Allison will be presenting our August program. She will be talking about quilt shows and what is involved in hosting one. We may have the opportunity to host a show soon so this will be valuable information for all of us.

We are over halfway through the year with our UFO challenge and I am amazed at how many you have completed! Keep up the good work and possibly win all the money in December!

Debby Grice [totolyozd@aol.com](mailto:totolyozd@aol.com)

## VA Quilts

After receiving 17 quilts at the July meeting, we have 73 quilts in hand. Please remember, VA quilts do not have to all be red, white and blue.

For questions, please see  
Judy Connor [julcon47@gmail.com](mailto:julcon47@gmail.com)

## Upcoming FQs

To aid in shopping or stash hunting, here are the upcoming fat quarters of the month for the remainder of the year:

September: fall

October: orange

November: Christmas / holiday

December: any color

## Challenge Update

Congratulations to the winner of the Black, White and Bright challenge, Ashley Ledford, and the runners-up, Colleen Heacock and Nancy Eckert.

The next challenge, Stars and/or Stripes, is the VA quilt challenge and is scheduled for November.

The rules as announced in January are "Make a VA quilt – it must feature either stars or stripes or stars and stripes. Rules – cannot resemble a flag and must meet standard requirements for a VA quilt. Quilter's name on label should be covered with painter's tape or filled in after the challenge prizes are awarded."

Questions? See Pat Poulson

## For Sale By Quilter

Member Ann Jackson has a NEW AccuCutter 10" Crazy Quilt Block Die for sale.

It includes 10 shapes and can cut 6 layers of fabric on the Go Big cutter with dog-eared corners. Retail for \$100 - asking \$50.

Please contact Ann for details.

[ajackson155@nc.rr.com](mailto:ajackson155@nc.rr.com)



**RANDY'S**   
**Sewing Center**  
Brother-Juki-Janome-Handi Quilter  
5353 Red Tip Rd#109, Fayetteville, NC 28314  
910-745-8898.

**Store Hours**  
Tues. – Fri.: 11am – 5:30pm  
Saturday: 11pm – 3pm  
Phone: 910- 745 -8898

**40+ years of sewing machine servicing experience**

**We Service Most Sewing Machine Brands**

### Brother Luminaire XP3:

4 Machines in One:

Sewing, Embroidery, Quilting and Design Center with Revolutionary StitchVision Technology

Come in for a Hands-on

Demonstration of

the Edge to-Edge Quilting Feature



### Machine Applique Workshop

Sat. Sept. 30, 10AM – 3PM

Basic Techniques of Machine Applique with both the Blanket and Satin Stitch  
Use these techniques to construct a holiday placemat.

**Sign Up Today**  
**Space Is Limited**

For More Details and To Register go to

[www.randyssewincenter.com](http://www.randyssewincenter.com)





## General Meeting Minutes (July 16, 2023)

- The meeting was brought to order at 2 pm by Guild President Barbara Munoz.
- Treasurer Rhonda reported that the guild has \$4,250.48 ck + \$18,162.40 CDs = \$22,412.88
- Naomi's sister, Carmen, shared upcoming workshop with Annette Ornelas on September 16, 2023. Cost is \$40 for members, \$50 for non-members, plus \$9 for the pumpkin pattern. Please have cash or check by August meeting.
- Nancy Moore is giving a free 6 fat quarter bag class at the Spring Lake Library on July 29 at 9:30 am.
- 2VP Debby has her Tips & Techniques workshop on August 19 @ 10 am at the church. Come learn from fellow guild members about accurate ¼" piecing, sewing on borders, attaching binding, and putting labels on your quilts!
- Next month's program will be about hosting a quilt show.
- Baby Quilts – Pam reported giving 39 quilts to the NICU in June. 14 girls, 19 boys, 2 sets of boy twins, and 1 set of girl/boy twin.
- VA quilts – Judy reported that she has 56 quilts on hand + 13 or 14 quilts turned in today.
- President Barbara mentioned our guild roster is only for guild members to be able to contact one another for guild or quilting information. The guild does not publish this on the web site. Please let Ashley (newsletter chair) or another board member know if you do not want your information published in the guild roster.
- Sunshine – Charlotte gave out birthday cards. She sent a pop up card to Kathy Middleton as she is home recovering from surgery.
- Raffle Quilt – Debby has raffle tickets if you need more to sell.
- Break for food and voting on the Challenge projects!
- Sabrina Thompson and Karen Potts have been working with the Episcopal Farm Workers group by teaching sewing. This group of ladies could use donations of sewing machines that work and fabric yardage. They meet in Dunn on the 3rd Saturday of the month. If you would like to help with donations and would like to meet with these ladies, please contact Sabrina or Karen for more info.
- UFO projects – Debby will contact Karen Troutman for the UFO tickets from the June meeting.
- Colleen answered a question about the size of placemats. Most are either 14x18 or 15x20. Colleen donates placemats for the Meals on Wheels program from the guild.
- Program – Christmas in July! - Sue Bruhn shared Quilted Fabric Baskets in three different sizes. Nancy Hope shared a Christmas Tree project. Karen Potts shared Origami Bags that have a drawstring. Debby Grice showed a quick & easy table runner. All had samples and demonstrated their easy to make item. Thanks for sharing great quick & easy gift ideas!
- BOM – There were 24 blocks – Gladys Pedrojew won!
- Fat Quarters – Jane Dustman won 25!; Door Prizes – there were 8 bags.
- Challenge Projects – there were 10 creative quilts using black, white, and one bright color. - 3rd place Nancy Eckert, 2nd place Colleen Heacock, and 1st place Ashley Ledford. Nice work!!
- Show N Tell – Many beautiful projects!
- Pat Poulson gave a public service announcement that the Sanford Guild is having their quilt show on Friday, October 20 from 10 am to 5 pm and Saturday, October 21 from 10 am to 4 pm at the Dennis Wicker Center in Sanford, NC. Check out their website at <https://heartsandhandsnc.org> to see the quilt show flyer, rules and categories, and the entry form. They have vendors and catered food. Be sure to put this on your calendar, you won't want to miss this show!
- Meeting adjourned at 4 pm.

Minutes submitted by Amy Allison

## Mark Your Calendars & Get Your Machine Ready:

**August 19th** - The Guild will host an “instructional sew day” Saturday, August 19th at Westminster Presbyterian to build quilting skills. Teacher include Pat Poulson (Fundamentals of Piecing), Debby Grice (Don't Make Waves - Adding Borders), Ashley Ledford (Tell Me Your Story - Labeling) and TBA (Binding Basics)

**September 16th** - National teacher Annette Ornelas will teach a workshop on September 16 at Westminster Presbyterian (where Guild meets.) The cost for this workshop is \$40 for members, \$50 for non-members.

See Naomi Bonilla to reserve your spot and pay (workshops are cash/check only at this time). Sign ups need to be completed by the August meeting. The pattern will be Pumpkin Stack (pattern cost is approximately \$9). Annette's pattern company is [Southwind Designs](#).



Precuts Widebacks

Whatever's Quilted

888-546-0665 **elna**  @ **accuquilt**  
*better cuts make better quilts*

936 Gateway Commons Cir. Wake Forest, NC 27587

[www.WhateversQuilted.com](http://www.WhateversQuilted.com)

**REGULAR SHOP Hrs:** M-F 10-5 Sat: 10-4


# July Show N Tell & Finished UFOs



# Tarheel Quilters Guild - Block of the Month August 2023

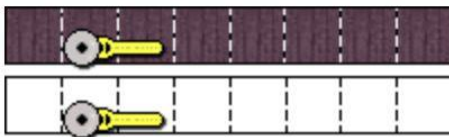
## ≡≡≡ Silver Lane ≡≡≡

This makes a 12" block!

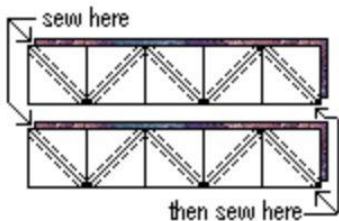


Please abide by the Terms and Conditions of use! :o)


### \*\* Preparing the Pieces and Sewing the Block \*\*



Start by marking and cutting the Color 2 and Color 3 2-1/2" x 20" strips into eight 2-1/2" squares of each...



Now speed piece the half squares by stacking pairs of Color 1 and Color 3 2-7/8" x 14-3/8" strips right sides together and all edges aligned. On the back of the top strip lightly mark the 2-7/8" square lines, then mark the diagonals as shown at left. Sew 1/4" above and below the marked diagonals, pivoting at the square lines. Cut apart on the square lines, and on the marked diagonals between the rows of stitching. This will give you twenty half squares. Press seams towards the darker fabric. These should measure 2-1/2" ...



Piece the block by making rows of the squares and half squares, referring to the diagram at left for placement and orientation. Alternate pressing direction with each addition to keep seams lying nice and flat! ...and you are DONE! :o)

© Sept 27 2001 Marcia Hohn

pattern from  
<http://www.quilterscache.com>

Traditional Block

**When constructing this month's block, colorway is brown, white and your choice.**



## **Procedures for the Guild Community Service Projects (Baby & VA Quilts) (Updated 07-2023)**

Your time and effort providing these quilts are very much appreciated by the veterans, parents, nurses and doctors. The baby and VA service quilts are the Guild's priority community service projects. While the Guild may conduct other community projects, the baby and VA projects take precedence.

Community Service donations for the year are four (4) quilts made up of a minimum of two (2) baby quilts, one (1) VA quilt, and one (1) your choice (baby or VA).

1. Guild baby quilts are donated to the Cape Fear Valley Neonatal Unit monthly. Delivering of quilts depends on the availability of the NICU social worker.
  - a. Baby Quilt Size: Baby quilts should be a minimum of thirty-six (36) inches in each direction -- no smaller than thirty-six (36) inches, no larger than forty-two (42) inches in any direction. They can be square or rectangular.
  - b. Construction: Quilts are to be hand or machine quilted (not tied) at intervals no greater than four (4) inches.
  - c. Fabrics: Please use good quality 100% cotton or flannel fabric. They should not be constructed of fabric that is metallic, glittery, fleece, minky or have embellishments. It is recommended that baby quilts be bright and cheerful.
  
2. The VA quilts are collected throughout the year and delivered to the Veterans Hospital each February during Veterans' week. This is a wonderful opportunity to visit with the Veterans and experience how grateful they are for their quilt.
  - a. Veteran Quilt Size: VA quilts should be forty-five (45) inches in each direction. The VA lap quilts need to be long enough to cover the patient's legs in a wheelchair but not so long as to interfere with moving in the wheelchair.
  - b. Construction: Quilts are to be hand or machine quilted (not tied) at intervals no greater than four (4) inches.
  - c. Excess Quilts: Any quilts left-over after given to the veterans may go to the Veteran dialysis center; however, the priority is to support the hospitalized members.
  
3. The Guild provides high quality cotton batting to guild members for the making of their four (4) community service quilts. Each member may have a maximum of 3 pieces per month. Members may also use their own batting but it should contain a minimum of 80% cotton. We cannot accept quilts that contain more than 20% poly batting.
  
4. A Tarheel Quilters Guild label must be attached to the back of each quilt. Please complete the label with your name and date. You should receive a label with each piece of batting you sign out. Extra labels are available at guild meetings and sew days.