



# Tarheel Quilters Guild

Promoting and Perpetuating the Art of Quilting since 1981

**December 2022**



## December Birthdays

Rosa Avila	2
Karen Troutman	7
Colleen Heacock	11
Brenda Mabry	12
Pamela Gahan	31

## PRESIDENT'S CORNER

Party time! Party time!  
 Lots of food at the December meeting. Sandwiches, desserts, drinks and LOTS of door prizes. Yeah! Installing new officers. Come to the meeting, bring a guest. See you soon!  
 -Nancy Moore

## MEETING REMINDERS

### TQG Board Meeting

**Monday, December 14th at 2PM**

Spring Lake Library

101 Laketree Blvd, Spring Lake

### TQG General Meeting

**Sunday, December 18th at 2PM**

Social Gathering begins at 1:30

Westminster Presbyterian Church

2505 Village Drive, Fayetteville

**Fat Quarter  
 of the Month  
 for December  
 "anything  
 you want!"**

Since Christmas is a time of surprises, the FQ for December is "anything you want." Whoever is lucky enough to win it will have a "crayon box" of fun to play with. When you bring your fat quarter, sign in sheet and drop it in the bag.



Don't forget!

It's customary to give a FQ to our outgoing board members: Nancy (who loves browns) & Colleen (who colors with every crayon in the box)  
 There will be a collection bag for each at the December meeting.

## Treasurer's Report

Our checking account balance is \$7,317.83. The balance of the CDs is \$18,158.22 for a total of \$25,476.05

Reimbursement forms are available [here](#) or paper copies are available at the meetings. Please give me any reimbursement request and deposits prior to year-end so that we can close out the books for the audit. Thanks for your help!

Please send any requests for reimbursement to either:

Rhonda Gooding  
3517 Birkdale Court  
Fayetteville, NC 28303

or  
Tarheel Quilters Guild  
PO Box 36253  
Fayetteville, NC 28303



## Baby Quilt Updates

There were 31 quilts turned in during the month of October. Marlene delivered 20 quilts, leaving us 44 quilts on hand, plus any donated at the November meeting. As of the meeting, we had 132 stockings, with a large stack donated during the meeting.

**As a reminder, all stockings are due at our December meeting so they can be delivered to the NICU in time for the holidays.**

Thank you, Marlene Brudvig

Please call/text Marlene 910-257-3583 for batting or quilt pickup.

## Placement Updates

Don't forget, placements for Meals on Wheels are due at the December meeting. We currently have at least 400 placements on hand thanks for all you busy bees!

## Membership Update

There were 41 people at our November meeting, including 2 guests who joined. We now have 81 members!

It's time to renew your membership: Membership Forms are available on the Tarheel Quilters Guild Website ([linked](#)) which you can download, fill in and bring with you. Or you can get one from me (Cindy) at the December meeting.

See you in December!

-Cindy Clifton.

Her email had recently changed to [cclif610@gmail.com](mailto:cclif610@gmail.com)

## VA Quilt Updates

There were 76 quilts on hand after the October meeting. In November 5 regular VA quilts and 12 challenge quilts were turned in. We have 93 VA quilts on hand. We will be giving all the guild collected by the december meeting to the VA Hospital. VA Hospital Volunteer Services will be delivering quilts to hospitalized veterans during an appreciation ceremony the second week of February 2023. We expect to have at least 100 quilts! If you have questions, please see Judy Connor. Her email address has recently changed to [julcon47@gmail.com](mailto:julcon47@gmail.com)

*Whatever's Quilted*  
**Handi Quilter®** Introducing the 15" Moxie  
For under \$5000

**We've Got your Back!**  
With more than 300 wide backs

**Arrow** Sewing Cabinets **elna**

During the pandemic, please call before coming  
936 Gateway Commons Cir.  
Wake Forest 27587 888-546-0665  
[www.WhateversQuilted.com](http://www.WhateversQuilted.com)  
[Donna@WhateversQuilted.com](mailto:Donna@WhateversQuilted.com)  
Near Lowes Food on SR 98

**accuquilt**  
*better cuts, make better quilts*

*Introducing* HQ **Stitch**  
By Handi Quilter®

THE RIGHT MACHINE FOR ANY TYPE OF PIECING, APPLIQUE OR QUILTING.

## Final Challenge of 2022 - December Patriotic Panel

This is just a friendly reminder that we as a Guild voted to increase the finished size of this challenge to 45"x45" in order for these finished challenge quilts to be donated to the VA. This size change only applies to the December challenge. The panel may be cut into separate pieces, but the words and the bell must not be cut. Thank you to all who participated in their year's challenge contests. You have made some very beautiful and creative pieces. Congratulations to all our winners! If you have any questions, please contact Debby Grice at [Totolyozd@aol.com](mailto:Totolyozd@aol.com)

## Kay Bryant Service Award

The Kay Bryant Service Award is named after one the Guild's founding members. The award is given annual and comes with a free one year membership to the Guild. Kay was a knowledgeable and kind person who shared her expertise in quilting. The award winner cannot be a current executive board member and cannot be won consecutively by the same member. This year's award goes to Debby Grice. Congratulations Debby!

Debby said "I am humbled and thankful to all who voted for me to receive the Kay Bryant Service Award. This award means so much to me as Kay Bryant was my very first quilting teacher. I'm sure she would be so proud! Thank you again to all who voted for me!"

# RANDY'S Sewing Center



**Brother-Juki -Janome -Handi Quilter**

5353 Red Tip Rd #109, Fayetteville, NC 28314

Shop in STORE or  
ONLINE



New sewing  
classes at  
the shop



**40+ years in the service**  
**We service most**  
**brands of sewing**  
**machines**

Phone (910) 745-8898  
email - randyssewingcenter@gmail.com

Open :  
Tue- Fri: 11am - 5pm  
Saturday: 11am - 3pm

## Raffle Quilt Update

Raffle chair Mandy Christianson has new twin grandchildren – a boy and a girl! (congratulations!) Since she's on call to help her daughter with the new grandbabies, Carol Starnes is taking care of the tickets and ticket money for next month. Nancy Moore has custody of the quilt. Please bring all tickets and monies in December – **the drawing will take place at the Guild meeting.**

## Who's Who?

### Committee Chairs:

Baby Quilts - Pam Gahan & Donna Lazar  
VA Quilts - Judy Conner  
BOM - Pat Poulson  
Challenges - Debby Grice  
Membership - Cindy Clifton  
Parliamentarian & Scholarship -  
Karen Potts  
Website - Bonnie McPhail  
Sunshine - Charlotte Bradford  
Secret Quilter - Luann Myers  
Newsletter - Ashley Ledford  
Raffle - Mandy Christianson

### Outgoing 2022 Board Members:

President - Nancy Moore  
2nd VP - Colleen Heacock  
Thank you ladies for your commitment  
to our Guild.

### New 2023 Board Members Will be installed at our December 2022 General Membership Meeting

President - Barbara Munoz  
1st VP - Debby Grice  
2nd VP - Naomi Bonilla  
Secretary - Amy Allison  
Treasurer - Rhonda Gooding  
We look forward to your leadership!

## General Meeting Minutes (November 20, 2022) by Amy Allison

- The meeting was brought to order at 2 pm by Guild President Nancy Moore.
- General meeting notes from October were approved as posted in the newsletter.
- Treasurer's report as of November 2022 Checking \$7,903.72 + CDs \$18,158.01 = \$26,061.73 Rhonda was able to be at the guild meeting today!
- Nancy announced the Christmas party for the December 18 guild meeting will have sandwiches and drinks from Publix, and a pastry chef (Colleen's daughter Hannah) will be making the desserts! There will be some gluten free options.
- 1 VP Naomi Bonilla reported that Sandy Russell will be giving a workshop in the Spring of 2023 on hand applique. The Pizza Girls will be giving their workshop on May 20, 2023 and a trunk show at the guild meeting on May 21, 2023. Naomi is hoping for 3-4 workshops next year. If you have something you would like to see as a workshop, please contact Naomi.
- 2 VP Colleen Heacock reported having 381 placemats plus those turned in today will probably bring the total to at least 400 for the Meals on Wheels program. Next month, please bring in a gift bag for an exchange gift – the limit is \$15 – can be fabric, notions, something made, etc. Please bring a Fat Quarter for the outgoing officers – Nancy and Colleen.
- Challenges – There are 11 quilts to vote on! One quilt did have the bell on the panel cut into the shape of an eagle and applied on. The printed directions did not specify that the bell was to remain intact.
- Baby Quilts – Marlene provided a baby quilt update. Cape Fear Hospital has closed the NICU and Pediatrics to visitors due to the high rate of RSV, flu, and COVID. Marlene will get with Pam Gahan and Donna Lazar to meet at the hospital to meet the social worker who will transport the quilts to the NICU. Thank you, Pam and Donna for volunteering as the Baby Chairs.
- VA Quilts – Judy has 5 quilts plus the 12 challenge quilts turned in today making a total of 93 quilts for the VA hospital. Please keep turning in your quilts as they will be delivered in February.
- Membership – Cindy reported there are 44 people attending today! Please bring your membership form next month to renew.
- Raffle Tickets – Mandy has new twin grandchildren – a boy and a girl! She's on call to help her daughter with the new grandbabies. Carol Starnes is taking care of the tickets and ticket money for next month. Nancy Moore will take care of the raffle quilt. Please bring all tickets and monies in December – the drawing will take place at the guild meeting.
- There is a break to allow members to view the challenge quilts and vote.
- Election of Officers – Parliamentarian Karen Potts read the names of the members who have volunteered for an office from the nominating committee. After each office was announced, Karen asked if there was any other nomination for that office. Because there is only one person nominated for each office, the guild did not need to vote. The officers will be installed at the December guild meeting.
- Parliamentarian Karen Potts announced the Kay Bryan Scholarship Winner - Debby Grice
- Door Prizes were given out. Debra let everyone know that she has plenty of door prizes for next month – be prepared to take something home!
- FQ – Amy Allison won! Next month's FQ is whatever you would like to bring – it will be a surprise!
- BOM – There were 12 blocks turned in and Colleen won! Pat had a copy of next month's block and it will be in the newsletter.
- While the Challenge votes are being tallied, the guild saw Show and Tell.
- Sunshine – Charlotte Bradford reported that Mary Lou had surgery and is doing well. She gave out birthday cards and the members sang "Happy Birthday" to Anne Francis – she's 90!! And she's still quilting!
- Votes came in for the VA challenge quilts. See page 6 for details. Debby asked that the remaining nine panel quilts be turned in by January so they could be distributed in February.
- Meeting was adjourned at 3:13 pm.

## Final Challenge Update for 2022

Congratulations to the winners of the November challenge!



1st place - Nancy Moore, 2nd place - Amy Allison, 3rd place (three way tie!) - Pat Poulson, Sabrina Thompson, Nancy Eckert (pictured from left to right)

Thank you to everyone who made a quilt for the challenge. The Veterans at the VA hospital are going to be so pleased! If you took a panel but didn't get your quilt finished in time, please hand in our quilts no later than the January meeting.

Thank you to all who participated in any of the challenges this year. You are the reason it was "sew" fun!  
- Debby Grice

## Secret Quilter Sign-Ups

Secret quilter will begin again in January. Secret quilter is where you anonymously gift your recipient small (~\$10) presents (quilting or otherwise based on their profile) at each meeting. The Secret Quilter Reveal occurs at the December meeting.

If you are interested in participating, please fill out an interest [form](#) (linked) and submit to Luann Myers. Forms will also be available at the December meeting.

## Holiday Gift Exchange

The TQG Holiday Gift Exchange will take place at the December meeting. If you're interested in participating, please bring a medium sized gift bag (~8x10). Suggested gift amount is \$15 and can include quilting and non-quilting gifts. Baked goods are also permitted. This is always a fun activity and our quilters are creative gift givers!



Festive attire is welcomed at the meeting on December 18th!

## Stocking Pattern

If you are still in need of stocking pattern instructions, they are available on the Tarheel Quilters Guild website ([linked here](#)). Stockings are due at the December Meeting (or get a head start for next year's stocking drive). This is a great use of scraps!



## Show N' Tell from November 2022



**7076 Ramsey St./HWY 401  
Fayetteville, NC 28311  
(910) 630-3912 Mon- Sat 9 am-5 pm  
<https://www.lovingstitches.net>**

*One of the Largest Quilt Shops On the East Coast!*

**We will be closed December  
25th & January 1st.  
We close at 1 pm on December 24th & 31st**

*Merry Christmas  
&  
Happy New Year!*

**After Christmas SALE!  
Dec 26th-31st**

We must reduce inventory to save on taxes.  
Savings throughout the store.  
Sale on all Bernina & bernette machines.  
Previously-loved machines reduced. Savings on floor model machines.

Do you receive our monthly emails? Sign up at our website.

made to create **BERNINA**

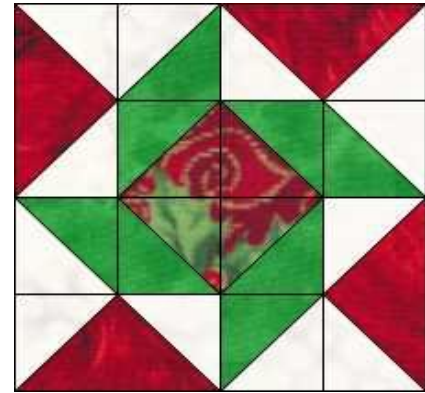
# Tarheel Quilters' Guild Block of the Month

## November 2022 – Balkan Puzzle

**Fabric Requirements:** Medium green (shown in gray on hardcopy), White on white, Red (shown in black) and a Christmas Print

### Cutting Directions (Traditional Method):

1. Red Fabric – Cut 1 square 6 ¼” and cut twice on the diagonal
2. White Fabric (for Flying Geese): Cut 4 squares 3 3/8” and cut once on the diagonal
3. White Fabric (for HST): Cut 2 squares 3 3/8 and draw a diagonal line on the wrong side
4. Green Fabric – Cut 4 squares 3 3/8”
5. Christmas Print Fabric – Cut 2 squares 3 3/8”



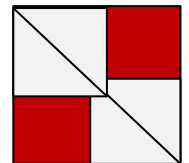
### Cutting Directions (Four at a Time Fast Flying Geese):

- A. Cut the same pieces of fabric listed in steps 1 and 2 above, but **do not** sub-cut
- B. Draw a diagonal line on the wrong side of the white squares
- C. Cut the fabric for the HSTs as listed in steps 3-5

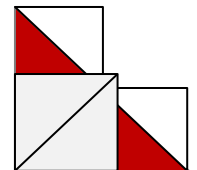
### Sewing Directions:

(Traditional Flying Geese) Sew one small background triangle from step 2 to one diagonal edge of the red triangle from step 1; press toward the small triangle. Sew the second small triangle to the other diagonal edge of the large triangle to make a flying-geese unit; press toward the small triangle. Make 4 Flying Geese; geese units are 3” x 5”.

(Fast Flying Geese) On the wrong side of each of the 4 small squares, draw a diagonal line; with right sides together, place two marked squares on opposite corners of the red square. Stitch a scant 1/4” seam on both sides of the drawn lines. Cut on the drawn lines. Press toward the small triangles.



With right sides together, place 1 of the small marked squares on the corner of each piece. Stitch a scant 1/4” seam allowance on both sides of the drawn line. Cut on the drawn line. Press the seam allowances toward the small triangles. Do this twice to make 4 Flying Geese.



(Half Square Triangles) draw a diagonal line on the wrong side of each of background squares. Place right sides together with a green square and sew ¼” on each side of the line and then cut along the line. Press to the white fabric. Make 4 HSTs. Repeat for the green and print squares, press 2 to the print fabric and 2 to the green fabric, making 4 more HSTs. HST units are 3” x 3”



**Block Assembly** – Sew a background and green HST to a green and print HST.

Sew this unit to a flying geese unit to form a square; press open. Do this 4 times. Sew the four squares together as shown in the block diagram at the top of the page.



**This is a 10” finished block ( 10 ½” unfinished)**