



Tarheel Quilters Guild

Promoting and Perpetuating the Art of Quilting since 1981

February 2024

MEETING REMINDERS

TQG Board Meeting

Monday, February 12th at 3:30PM

Barbara Munoz's House
2321 Colgate Drive, Fayetteville

TQG General Meeting

Sunday, February 18th at 2PM

Social Gathering begins at 1:30
Westminster Presbyterian Church
2505 Village Drive, Fayetteville

Happy Birthday

to our members who were born in

February:

- Lisaann Sobieralski - February 4th
- Mary Lou Dibling - February 5th
- Bob Moore - February 22nd
- Sana Moulder - February 23rd
- Jane Dustman - February 25th
- Nancy Hope - February 26th
- Debbie Thomas - February 28th

Mark your calendar:

- [Women in History, Arts & Antique Quilts \(Clifton Forge, VA\) through March 8th](#)
- [Professional Art Quilts Alliance South Exhibition & ARTQuiltsrenewal \(Cary, NC\) April 3rd - May 28th](#)
- [Smoky Mountain Quilt Show \(Knoxville, TN\) June 21 & 22nd](#)

Buttonhole Stitches

Thanks to Nancy Moore for the January program on buttonhole stitches. The buttonhole stitch is an embroidery stitch that is used to as a decorative edging used to highlight an embroidery or an applique piece on your quilts. It can also be used final step of the making of a blanket. Buttonhole stitches runs along the fabric edge, and follows the shape of each piece. Buttonhole stitches are often made using thicker thread. (Nancy recommends DMC embroidery floss which comes in a 6-strand skein). Nancy was kind enough to share a variety of projects made with this stitch. January meeting attendees broke into 3 groups to visit stations about various steps/types of buttonhole stitches. Nancy Moore shared how to use HeatNBondLite to adhere applique before buttonhole stitching around the edges. Barbara Munoz demonstrated machine buttonhole stitches which can be adjusted by length and stitch pattern depending on your machine. Carol Starnes demonstrated buttonhole stitching by hand. This is a valuable stitch to know!



Baby Quilts

13 boys, 10 girls, 1 set of girl/boy twins and 2 sets of girl twins were delivered to the NICU in December. We have 126 quilts on hand including 19 girl, 19 boy, 3 b/g twins sets, 10 girl twins, 10 boy twins and 7 sets of triplets. If you are in need of batting or labels, please contact Pam Gahan xstitcher1@spectrum.net & Sandy Mathews smathews@nc.rr.com

Secret Quilter

Secret Quilter matches have been assigned. If you are still interested in participating, forms ([click here](#)) will continue to be collected and if there are enough participants, another assignment round will be done mid-year. If you have any questions, please see Brenda b1mabry@gmail.com.

Treasurer's Report

Checking Account: \$8,361.96

CDs: \$15,160.32

= \$23,522.28

Reimbursement forms are available at Guild meetings or by clicking [here](#).

For questions, please see Amy Allison.

amy.allison60@gmail.com

Upcoming FQs

The Fat Quarter of the month drawing will continue in 2024. If you're interested in participating, please bring a fat quarter (FQ 18x22") that fits the theme. Drop it in the bag and sign the sheet at the membership table to be entered. If you have questions, please see Charlotte Bradford.

February: yellow or green

March: pink or purple

April: flowers

May: black or white

June: red, white or blue

July: star or stripes

August: sports or school

September: leaves

October: orange, brown or tan

November: Christmas/holiday

December: spring colors

Membership

53 Members have renewed or joined so far in 2024. Please remember to submit your membership form and dues in order to continue to receive Guild benefits.

Membership forms will be available at the sign in table or by clicking [here](#).

Remember 2024 dues will be \$40 (cash/check only). Even if you have a free membership, a new form must be submitted annually.

Questions? Jackie Parker

jparker_00@yahoo.com

VA Quilts

VA quilts will be delivered this month, but we will start collecting for 2025. VA quilts do not have to all be red, white and blue, but should measure at least 45" in both directions, but not so long as to catch in wheelchairs. For batting or questions questions, please see Lori Cruz

loricruz46@gmail.com

Suggestions Welcome

The Guild is taking suggestions for upcoming programs, workshops, sew days as well as design ideas for the 2025 raffle quilt and Tarheel Quilters Guild Quilt Show themes for the 2025 show. See a board member or committee chair with suggestions!

Newsletter

Contact Ashley Ledford at tarheelquiltsguildnews@gmail.com.

for ads, announcements and corrections.

General Meeting Minutes (January 21, 2024)

- The meeting was called to order by President, Barbara Munoz
- Nancy Moore shared a program on Buttonhole Stitches (see page 4)
- Next meeting's program was announced: Quilts of Valor representative will share (we are accepting red/white/blue fabrics to gift her as a thank you)
- Scholarship followed up with those who did not receive their certificates/pins last meeting
- Treasurer's report was given. Thanks for Luann for auditing last year's books.
- Tarheel Quilters Guild is hosting a quilt show June 13-14, 2025. Amy Allison shared details about the location and is accepting theme suggestions.
- The 2024 Raffle Quilt was revealed. We are still looking for a Raffle Quilt Chairperson to organize ticket sales. Suggestions for the 2025 quilt are being accepted.
- Membership provided an update: 51 people were present in January including 4 guests.
- Fat Quarter of the Month drawing was held: Mary Lou Dibling won!
- Block of the Month drawing was held: Brenda Mabry won!
- First VP Debby Pederson shared upcoming workshops. She thanked Naomi for all of her work last year. Three workshops have been secured with a fourth in the works. (see page 6)
- Baby Quilts provided an update. 29 quilts were delivered in December. There are currently 126 quilts on hand.
- Karen Troutman presented a bag to Barbara Munoz (this is #121 she has made!)
- Member update: Charlotte Bradford is recovering from surgery, but doing well.
- Secret Quilter information has been exchanged. If you missed out, another pairing will be done mid-year for anyone interested in joining.
- 2024 Challenges will be announced soon
- The meeting concluded - hope to see you all in February!

For Sale by Tarheel Quilter / Member Announcements

Sew Steady Wish Table & Travel Bag

New in Box. Never Used

- 22 ½" x 25" Table
- 9" x 14" Drawer Tray
- Circle Tool
- Universal Grid
- Table Lock
- Travel Bag
- 12" LED Light Stick
- For Bernina 830LE



\$ 200.00 Contact Rosie - rjvmc1939@gmail.com

A Quilty Getaway: Barbara Munoz and Colleen Heacock are going to a Missouri Star Quilt Retreat October 18-21st. See Barbara if you're interested in more details / joining!

Barbara is selling a Brother Luminaries XP1 w/ XP3 upgrades, hoops, software & more. All together it retails for over \$20,000. She is asking \$12,000. Call 910-644-2464 for more information

Who's Who in 2024

Board:

President – Barbara Munoz
1VP – Debbie Pedersen
2VP – Nancy Moore
Treasurer – Amy Allison
Secretary – Ann Jackson

Committee Chairs:

Newsletter and Parliamentarian
– Ashley Ledford
Membership – Jackie Parker
VA Quilts – Lori Cruz
Baby Quilts – Pam Gahan and
Sandy Mathews
Challenges – Linda DeGraw

Committee Chairs Continued:

BOM – Judy Connor
UFOs – Debbie Thomas
**Sew Days – (vacant)
Secret Quilter – Brenda Mabry
Sunshine and Fat Quarters –
Charlotte Bradford
Door Prizes – Debra Eberline
Placemats (for Meals on Wheels) –
Charlene Ray
Christmas Stockings for NICU –
Marlene Brudvig
**Raffle Quilt – (vacant)
Community Arts Council Liaison –
Rhonda Gooding



Precuts Widebacks

Whatever's Quilted

888-546-0665 **elna**  @ **accuquilt**
better cuts make better quilts

936 Gateway Commons Cir. Wake Forest, NC 27587
www.WhateversQuilted.com

REGULAR SHOP Hrs: M-F 10-5 Sat: 10-4

Mark Your Calendars


2024 General Membership Meetings
are as follows:

February 18th	August 18th
March 17th	September 15th
April 21st	October 20th
May 19th	November 17th
June 23rd*	December 15th
July 21st	

(reminder, board meeting are held the
Monday prior to the general
membership meeting)

Membership meetings are generally
the 3rd Sunday of the month with
exceptions (*) due to holidays.

2024 Raffle Quilt



Tickets are on sale now. We are still in
need of a raffle quilt chairperson.



**7076 Ramsey St./HWY 401
Fayetteville, NC 28311
(910) 630-3912 Mon- Sat 9 am-5 pm
<https://www.lovingstitches.net>**

- One of the largest Quilt Stores on the east coast
- Over 7,000 bolts of 100% cotton fabrics, hundreds of batiks
- We service all brands
- Sewing, quilting & embroidery classes
- Quilting services
- Special events throughout the year with guest artists
- Huge selection of Accuquilt cutters and dies
- A room full of rolls of top quality quilt batting
- The Value Center where everything is at least 30% off
- Rulers (Amanda Murphy, Quilter's Select, Good Measure)
- Threads, notions, patterns, pre-cuts & more
- Sewing machine furniture from Arrow & Horn



Authorized Bernina longarm
dealer.

Sales, service, delivery, & teaching.
Quarterly Q-Club for our owners.
Longarm Quilting Events.

27 Years in Business!

made to create **BERNINA**



Come see our huge selection of
Accuquilt cutters & dies. Live
demos. Meet the die designers!

Workshop Look Ahead

-Barbara Munoz is hosting a quilted coat workshop on March 23rd from 10-4. Required materials required: 1 sweatshirt sized up, 1 jelly roll, 2 yards lining (if desired). Location TBD. Cost is \$20.

-[Linda Hahn](#) will teach Beauty on the Beach June 22nd. The cost is \$40 for members. If space permits, non-member guests are \$50.

-[Aby Dolinger](#) will teach Ribbon Star and Chain on August 24th (tentative). The cost is \$40 for members.

At this time, all three workshops are open for member sign up. Please see Debby Pederson (1st VP) dpedersen2@nc.rr.com for details/questions/payment.



**7076 Ramsey St./HWY 401
Fayetteville, NC 28311
(910) 630-3912 Mon- Sat 9 am-5 pm
<https://www.lovingstitches.net>**

- One of the largest Quilt Stores on the east coast
- Over 7,000 bolts of 100% cotton fabrics, hundreds of batiks
- We service all brands
- Sewing, quilting & embroidery classes
- Quilting services
- Special events throughout the year with guest artists
- Huge selection of Accuquilt cutters and dies
- A room full of rolls of top quality quilt batting
- The Value Center where everything is at least 30% off
- Rulers (Amanda Murphy, Quilter's Select, Good Measure)
- Threads, notions, patterns, pre-cuts & more
- Sewing machine furniture from Arrow & Horn



Authorized Bernina longarm dealer.
Sales, service, delivery, & teaching.
Quarterly Q-Club for our owners.
Longarm Quilting Events.

27 Years in Business!

made to create **BERNINA**



Come see our huge selection of Accuquilt cutters & dies. Live demos. Meet the die designers!

Scrappy Heart Quilt Block

From [Scattered Thoughts of A Crafty Mom](#)



1. Cut your squares:

For the **small heart block**, you need

- 4 – 3 inch red squares
- 4 – 3 inch white squares
- 6 – 2.5 inch red squares
- 22 – 2.5 inch white squares

For the **large heart block**, you need:

- 5 – 3 inch red squares
- 5 – 3 inch white squares
- 20 – 2.5 inch red squares
- 6 – 2.5 inch white squares



2. Make half square triangles:

Stack one red and one white 3” square right sides together. Draw a line from opposing corners. Sew a ¼” seam on either side of the line you drew. Cut the triangles apart by cutting down the center line. Press seams towards the colored side. Trim corners and square to 2.5”

3. Line up your squares:

Arrange squares according to the pattern above

4. Sew pieces together

This month you can do the large or small block (or better yet - try both).

The colorway is shades/patterns of **red** and **white** (white is shown as pink in the pattern for contrast)

See Judy Connor for questions.