



Tarheel Quilters Guild

Promoting and Perpetuating the Art of Quilting since 1981

January 2023

MEETING REMINDERS

TQG Board Meeting

Monday, January 9th at 2PM

Spring Lake Library

101 Laketree Blvd, Spring Lake

TQG General Meeting

Sunday, January 15th at 2PM

Social Gathering begins at 1:30
Westminster Presbyterian Church
2505 Village Drive, Fayetteville

Happy Birthday

Anita Andersen - January 4th

Charlene Ray - January 14th

Donna Hunt - January 10th

Karen Potts - January 18th

Yvonne Johnson - January 26th

Sharon O'Hara - January 27th

Nancy Eckert - January 30th



Don't
forget!

It's the last month to donate
VA quilts for this year.

There is an urgent need for
baby quilts!

Guild members can list quilt
items for sale or advertise
classes (up to two lines) in
the newsletter free of charge.
Newsletter input can be sent
to Ashley Ledford at:

tarheelquiltersguildnews@gmail.com

President's Corner

Guild Members,
Happy New Year.

A time for new goals and reflection.
What can I do to serve you this year?
What would you like to accomplish in
2023? Please send me an email with
your ideas.

embqueen1954@gmail.com

I hope you all had
a pleasant

Christmas and
Happy New Year.

Happy quilting.

See you at the
January meeting.

Barbara Munoz
(president)



Fat Quarter

The fat quarter of the month
for January is **PURPLE**

or **RED**

When you bring your fat
quarter, sign in sheet and
drop it in the bag.

Baby Quilts

For the month of Dec. 13 quilts were donated. I delivered 13 boys, 8 girls 1 set of boy twins and 3 xmas quilts to the NICU for a total of 26. Also 10 more stockings.

Quilts on hand, 3 girls, 6 boys, 5 sets of girl twins, 2 sets of boy twins, 2 set of triplets, 3 b/g twins for a total of 35.

As you can see, we are in need of baby quilts. So, we're sending out an SOS.

We received a total of 261 quilts for the year of 2022 and delivered 227 to the NICU.

I would like to thank all the ladies for all of their hard work donating quilts.

I would like to wish everybody a Merry Christmas and a Happy New Year.

Thank you, Marlene Brudvig

Baby quilt questions can now be directed to

Pam Gahan xstitcher1@spectrum.net

Or Donna Lazar donnalazar4@gmail.com

Treasurer's Report

Checking balance as of 12/28/2022 - \$6,402.59

CD total \$18,158.86

Total balance \$24,561.45

Our checking account balance is lower because of our rent check for \$1,000 cleared this month for January - June 2023. That is our biggest expense for each year.

Reimbursement forms are available at Guild meetings or by clicking [here](#).

Membership

There were 48 people at our December meeting, including 4 new members.

Welcome Ginny Craver, Lisa Barefoot, Linda DeGraw and April Braddy. So far, we have 39 members on our 2023

roster. Hopefully in January most of our members will "re-up" for another exciting and busy year. An updated roster will be available probably around March to give people plenty of time to update their membership. Reminder: Even if you qualify for a free membership, you still need to fill out a membership application

so I'll know that you still want to be on the roster. Looking forward to seeing everyone in January for a new year of fun and fellowship, oh - and quilting too!
-Cindy Clifton

VA Quilts

As of the December 2022 meeting there were 93 VA quilts on hand. Additional quilts were donated at the meeting.

Also, any remaining panel challenge quilts need to be submitted.

The VA quilts will be delivered in early February 2023, so the January meeting will be the last opportunity to submit quilts for this year.

If you have any questions, please see
Judy Connor
julcon47@gmail.com



**7076 Ramsey St./HWY 401
Fayetteville, NC 28311
(910) 630-3912 Mon- Sat 9 am-5 pm
<https://www.lovingstitches.net>**

One of the Largest Quilt Shops On the East Coast!

*Happy New Year!
We look forward to serving you in 2023!*

Come Visit Us at These Shows:

Quilting Marketplace
Sanford, NC
Jan 13th-14th

Quilting & Needle Arts
Statesville, NC
Jan 27th-28th

Select Bernina machines will be on Sale in Sanford.
See & test drive our Bernina longarm machines in Statesville.

**Ricky Tims Event
Feb 3rd & 4th**

This two-day event at our store is a comprehensive quilt symposium to teach you new techniques & creativity. Register at this link:
www.letsquilttogether.com

Don't miss our big, beautiful January, February & March 2023 Newsletter! Get your copy at our store or on our website. You'll love all the new classes, events, virtual events, and sales we have planned for you!
Sign up to receive our monthly emails at our website too.



Who's Who of 2023

President - Barbara Munoz
1st VP - Naomi Bonilla
2nd VP - Debby Grice
Secretary - Amy Allison
Treasurer - Rhonda Gooding
Baby Quilts - Pam Gahan & Donna Lazar
VA Quilts - Judy Connor
BOM & Sew Day - Nancy Moore

Challenges - Pat Poulson
Membership - Cindy Clifton
Parliamentarian - Carolyn Edwards
Scholarship - Carol Starnes
Website - Bonnie McPhail
Sunshine & Fat Quarters - Charlotte Bradford
Secret Quilter - Luann Myers
Newsletter - Ashley Ledford
Raffle - Mandy Christianson

RANDY'S Sewing Center



Brother-Juki -Janome -Handi Quilter

5353 Red Tip Rd #109, Fayetteville, NC 28314

Shop in STORE or ONLINE



New sewing classes at the shop



40+ years in the service
We service most brands of sewing machines

Phone (910) 745-8898
email - randyssewingcenter@gmail.com

Open :
Tue- Fri: 11am - 5pm
Saturday: 11am - 3pm

There is a correction to the November 2022 Block of the Month Balkan Puzzle (published with the December 2022 newsletter) Under the sewing directions "traditional flying geese" the finished size should say **3"x 5.5"** A corrected copy of the pattern is available by [clicking here.](#)



Capital Quilters Guild Quilt Show 2023



Friday and Saturday March 17-18, 2023

9AM - 5 PM \$10 admission/day (free under 10 years)

Kerr Scott Building-NC State Fairgrounds, Raleigh, NC

View over 200 exquisite quilts - miniature to traditional to modern and beyond!

- ❖ Charity Benefit Silent Auction: bid on mini-quilts
- ❖ Handcrafted items for sale at our Gift Boutique
- ❖ Cast votes for Viewer's Choice winning quilts
- ❖ Walk thru our Guild President's Challenge Display
- ❖ Vendor Mall: Try out machines & shop for notions
- ❖ Tickets available for our Guild's Raffle Quilt



Call for Quilt Entries will open December 1st:
www.capitalquilters.org
Vendor inquiries:
capitalshowvendors@gmail.com

Upcoming Local Quilt Events

The Quilting and Fiber Art Marketplace

Dennis A. Wicker Civic Center, 1801 Nash St. Sanford, NC 27330

Friday, January 13, 2023 from 9 am - 4 pm

Saturday, January 14, 2023 from 9 am - 4 pm

\$5.00 Admission

About 30 of your favorite quilting and knitting vendors will be here for your shopping pleasure. Booths are full of fabrics, notions, wools, yarns, books, patterns, embellishments, sewing machines and long arm quilting machines. Bring your friends and spend a wonderful day shopping for fabric, planning several new projects and maybe buy a new sewing machine. Rest in the lobby, have a cup of coffee, a sandwich, and a delicious desert. Then go back for another yard of fabric.

A Quilter's Perfect Day Out!

Early Bird Specials at 9am. Arrive early!

Grand Door Prize Drawing each day at 3pm. You must be present to win. The first 100 people in the door each day get 2 chances to win these prizes.

A complete list of vendors and details at www.quiltersgallery.net 704-376-2531

General Meeting Minutes (December 18, 2022)

- The meeting was brought to order at 2 pm by Guild President Nancy Moore.
- General meeting minutes from Nov were in the newsletter - correction: 1st & 2nd VP were switched.
- Please keep treasurer Amy Alison in your thoughts, her father is in the hospital in Moore Co.
- Treasurer's report as of December 2022 Checking \$7,006.59 + CDs \$18,158.65 = \$25,165.24
Reimbursement forms are available - please cash all checks by the end of year
- 1st VP: nothing to report
- 2nd VP: daughter made the desserts, there are no nuts, there is a gluten free option
- Bob Moore blessed the snacks
- Membership: 3 new members joined today. Please complete renewals, even if a free member
- Additional raffle tickets were collected by Carol
- Secret Quilters were revealed
- FQ - 25 names were entered, #9 Pam Gahan won. Charlotte Bradford will take over FQ duties.
- BOM - 9 names were entered, #3 Colleen Heacock won. There was a typo in the November block (correction on page 4)
- Scholarship announced winners of drawings and awarded service pins (see page 6)
- Placemats - 400 were delivered to Meals on Wheels. 34 were held back for next year. All patterns are allowed and any size is ok, but most are approximately 12"x16"
- Raffle Quilt was drawn - 483 tickets were sold. Winner: Peggy West
- Baby Quilts - Marlene made her final delivery before passing the responsibility on to Pam and Donna. There is an urgent need for more quilts. She also gave 62 stockings. There are over 200 stocking remaining. What to do with remaining stockings was addressed - keep for the future, give extra to the NICU knowing that once we give them, they do as they like with them, including possibly giving them to the regular nursery.
- Membership voted on what to do with remaining stockings - Motion was made to keep them with the Guild for the future - passed 24 yay, 16 nay
- VA Quilts - there are 93 quilts on hand - delivery in February
- Gift swap game was played for those who chose to participate. We had over 40 gifts!
- Door prizes were awarded - everyone in attendance got to choose a prize!
- Installation of new officers was completed - the presidential gavel was passed from Nancy Moore to Barbara Munoz. Thanks to Nancy and Colleen for their service.
- Meeting was adjourned at 4:12pm

Minutes submitted by Ashley Ledford in Amy's absence

Whatever's Quilted
Handi Quilter® Introducing the 15" Moxie
 For under \$5000

We've Got your Back!
 With more than 300 wide backs

Arrow Sewing Cabinets **elna**

During the pandemic, please call before coming
 936 Gateway Commons Cir.
 Wake Forest 27587 888-546-0665
www.WhateversQuilted.com
Donna@WhateversQuilted.com
 Near Lowes Food on SR 98

accuquilt
better cuts, wider, better quilts

Introducing HQ Stitch
 By Handi Quilter®
 THE RIGHT MACHINE FOR ANY TYPE OF PIECING, APPLIQUE OR QUILTING.

Scholarships & Parliamentary Proceedings

Karen Potts, parliamentarian, lead the Guild in presentation of service awards, scholarships and service pins, as well the installation of our 2023 officers. The Guild welcomes to the board Barbra Munoz (president) and Debby Grice (2nd VP) as we thank Nancy Moore and Colleen Heacock for their service. Scholarships awarded to: Carol Starnes (free membership), Debby Grice (higher learning, alternate Rhonda G), Pam Hathaway (national teacher workshop), Gladys Pedrojew (self supporting workshop), Marlene Brudvig (most baby quilts), Linda DeGraw & Pam Hathaway (most VA quilts), Carolyn Edwards (busy bee); Service pins were awarded to: Sonia B, Naomi B, Carmen C, Lynn C, Rosie C, Marylou D, Nancy E, Carolyn E, Rhonda G, Debby G, Pam H, Colleen H, Debra J, Barbara M, Gladys P, Karen P, Pat P, Akemi S, & Carol S. Thanks for your service!





Show N Tell December 2022

We have a special guest coming to the January meeting. Gadget Girl will be flying in to speak about UFO's: where do they come from and how do we eliminate them? Come find out helpful hints on how to finish up those UFO's (unfinished projects), and maybe have a laugh or two! In addition to this, we will be starting up the UFO challenge.

UFO Challenge

1. Make a list of UFO's you would like to see finished in 2023.
2. Finish any project that you have had lying around. Must be an older one, not something that you're currently working on. From finishing blocks to finishing binding, whatever is holding you up from getting that project done!
3. When finished, must be shown during show n tell.
4. Pay \$1.00 to the UFO pot for each UFO finished and you will get a ticket entering you into the drawing.
5. Drawing to be held at the 2023 December meeting. Winner gets all the money!



Don't let that new project become a UFO!

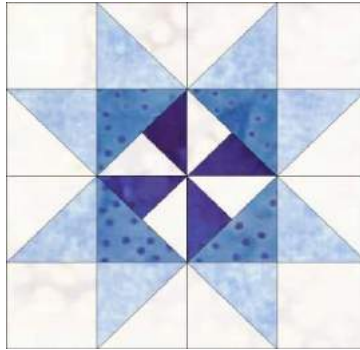
Tarheel Quilters' Guild

December 2022 BOM

Crystal Star with Pinwheel Center

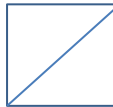
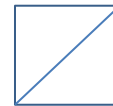

Fabric requirements:

White material (solid or white on white) for the background and three shades of blue



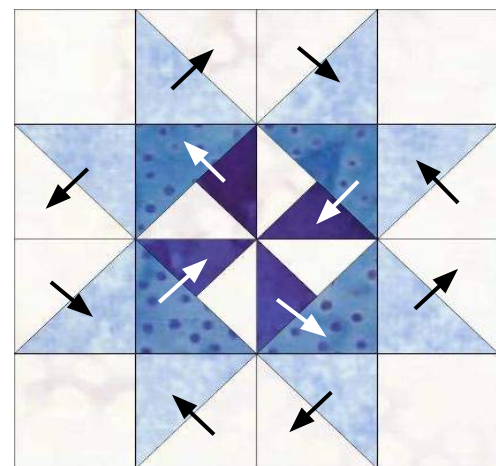
Cutting directions:

1. For the pinwheel center, cut one white square and one dark blue square $3\frac{3}{4}$ " x $3\frac{3}{4}$ "; then cut twice on the diagonal
2. For the triangles surrounding the pinwheel, cut two medium blue squares $3\frac{3}{8}$ " x $3\frac{3}{8}$ " and cut once on the diagonal.
3. For the outer star, cut 4 squares of white 3" x 3".
4. Cut 4 squares of white and four squares of the light blue fabric $3\frac{3}{8}$ " x $3\frac{3}{8}$ " and cut once on the diagonal.



Assembly:

- A. From Step 1 above, sew one dark blue triangle to one white triangle along the short edge with the blue triangle on the left. Press to the dark. Make 4 units.
- B. Sew each of the triangles from Step A to a medium blue triangle from Step 2 above. Press 2 to the medium blue and 2 to the blue and white triangle unit. Each square should measure 3" x 3".
- C. From Step 4 sew a light blue triangle to a white triangle along the diagonal. Repeat to make eight Half Square Triangles. Press 4 to the blue and 4 to the white. The HSTs should measure 3" x 3".
- D. Sew the four rows of the block together. Place the units as shown in the diagram to the right. Pay attention to the pressing arrows on the diagram so that your units will nest.
- E. Press Rows 1 and 3 to the left and Rows 2 and 4 to the right.
- F. Sew the rows together; press open



This is a 10" finished block (10 1/2" unfinished)