



Tarheel Quilters Guild

Promoting and Perpetuating the Art of Quilting since 1981

July 2022



July Birthdays

Pamela Lawrence	6
Maridee Hargis	9
Drusilla Dunham	13
Debby Grice	13
Carolyn Edwards	16
Gladys Pedrojew	19
Judy Connor	20
Debra Eberline	29
Lindsay Michaels	31

PRESIDENT'S CORNER

Wow, so much going on. So many new young members. How exciting!!! Our recent workshop was great. We learned so much. We need help from all of your making next year's raffle quilt. See you July 17th at 1:30. Have a great 4th of July and a great summer!

Stay cool.

-Nancy Moore

MEETING & EVENT REMINDERS

TQG Board Meeting

Monday, July 11th at 2:00PM

North Regional Library

855 McArthur Road, Fayetteville

The board will continue to meet at the new time and meeting place.

TQG General Meeting

Sunday, July 17th, 2PM - 4PM

Social Gathering begins at 1:30

Westminster Presbyterian Church

2505 Village Drive, Fayetteville

Postcard Workshop w/ Nancy Moore

Saturday, July 9th from 10-1 at Craft, Frames & Things

There is not cost to attend - Nancy will bring the supplies.

Please RSVP to Nancy 910-257-6377 to save a spot!

Membership Report

There were 36 people at our June meeting, including 5 guests, three of whom joined our Guild.

Welcome Denise Singer, Lori Cruz & Pam Hathaway.

There were 50 people at our May meeting - would love to see at least that many at our July 17th meeting. Come spend some times with your quilting friends, maybe win a door prize and see what every is doing. We now have 72 active members - we are growing!

-Cindy Clifton

Treasurer's Report

Our checking account balance is \$10,307.47 and the CDs balance is \$18,154.14 for a total of \$28,461.61. Our June workshop was self supporting due to number of participants.

Reimbursement forms are available [here](#) or paper copies are available at the meetings. Please send any requests for reimbursement to either:

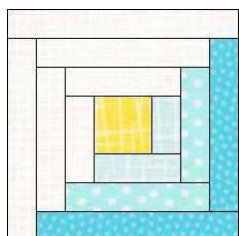
Rhonda Gooding
3517 Birkdale Court
Fayetteville, NC 28303

or
Tarheel Quilters Guild
PO Box 36253
Fayetteville, NC 28303

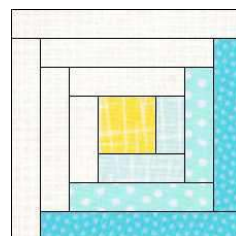


Block of the Month (BOM) Updates

If you are new to the Tarheel Quilters' Guild, this is how our Block of the Month (BOM) functions – each month a pattern will be available at the guild meeting. The month shown on the pattern is the month when the pattern is presented at the meeting; it will also be published in the next guild newsletter for those not at the meeting. As an example, the June pattern (Log Cabin) was available at the June meeting and will be published in color in the July newsletter. The pattern specifies the color and type of fabrics to use as well as assembly instructions. Bring your completed block(s) to the next meeting and enter your name in the drawing (if you bring two blocks, enter your name twice.). There will be a drawing and the winner receives all the blocks. You might consider making an additional block each month in a color of your own choice to keep so that even if you don't win a set of blocks, you will have enough blocks for a sampler quilt at the end of the year. Past patterns are available in the newsletters on the Guild website.



Pat Poulson
BOM Coordinator



Baby Quilt Updates

This month the Guild gave 26 baby quilts to the NICU (10 boys, 11 girls, 1 set of twins and 1 set of triplets). Marlene Brudvig will continue to chair baby quilts until December unless someone is able to step in and take her role. Baby quilt chair is in charge of batting, quilt storage and NICU delivery coordination.

VA Quilt Updates

VA currently has 38 quilts on hand. No additional quilts were donated. Remember, VA quilts don't have to just be patriotic designs. If you have any questions, please reach out to Judy Connor.

2022 Raffle Quilt

2022 Tarheel Quilters Guild Raffle Quilt "Star Chase"



The winner will be drawn December 18th at our meeting.

2023 Raffle Quilt Updates & Sew Day

Mark your calendar for August 20th. We will be having a sew day to put together our raffle quilt for next year. It will be a traditional log cabin. We will use our sew day to cut, sew and press - and hopefully have a top by the end of the day!

If any of you that love to do applique would like to add a border, that would be great! Lets make this a team effort.

If you would like to donate fabric, please bring a quart of a yard of either light (white/cream) or dark TRADITIONAL quilt shop quality (100% cotton - no batiks) fabric to the July meeting. Thank you for participating!

If you have any questions, please contact Rhonda Gooding.

General Meeting on June 26, 2022

- The meeting was brought to order at 2 pm by President Nancy Moore.
- General meeting notes from May were approved as posted in the newsletter.
- Treasurer's report was given. The workshop from Saturday, June 25 was self-supporting as there were enough participants. Rhonda will pay \$900 for rent, and the PO Box is \$160.
- Secretary: No correspondence.
- Newsletter: Ashley is on vacation, please have all reports to her by June 29.
- Naomi sent out the sign-up sheet for Aby's workshop on Oct 22nd as there are new members at the meeting today. Amy will book the meeting room if still available in September for the October workshop. If it is not available, then it will take place at Nancy's church – St Andrews United Methodist Church Naomi did not pass the sign-up sheet for the Pizza Girls in November, still working out details for this workshop.
- Workshop on Saturday, June 25th – Improv with Faye Jones was a success. Faye Jones shared information with the Guild. See page 5 for details
- Marlene is still working with the baby quilts until December unless someone else steps up to take it over with storing and delivering to the NICU. She gave 10 boys, 11 girls, 1 set for twins, 1 set for triplets – 26 babies.
- Membership – 36 attendees, 5 of whom were guests. 3 guests joined our Guild.
- VA quilts – 38 quilts on hand – no quilts turned in today.
- Sunshine – flowers were sent to Shirley LaBrie and Anne Francis. Kathy Middleton and Nancy Eckert had surgery. Birthday cards were distributed.
- BOM – Karen Potts won!
- FQ – Marlene Brudvig won! Next month's colors are red, white, and blue – any combination.
- Challenges – Debby Grice distributed copies with revised sizes mentioned in the May newsletter. July – at least 6 hexagons not preprinted.
- Nancy Moore announced another postcard workshop at Crafts, Frames & Things (108 Owen Dr, Fayetteville, NC 28304) on **Sat July 9th from 10 – 1 pm.**
- Raffle quilt for 2023 – Rhonda Gooding suggested a log cabin with applique border since our last two quilts were more modern. She and Colleen have an accu-quilt cutter with a log cabin die cut pattern. Please bring good quality 100% quilting cotton of traditional colors – red, blue, green, etc and white or cream as this block is made with light and dark colors to the July meeting. (No batiks)
- We will have a sew day on **Sat August 20th from 9-4 pm.** Location TBD.
- Show n' Tell – Nancy started us out with her colorful bag made with scrappy strips followed by various quilts, bags, and placemats!
- Meeting was adjourned at 3:51 pm

Respectfully submitted by Amy Allison.

Improv Quilting with Faye Jones



The Tarheel Quilters' Guild was pleased to host a workshop June 25th and have the workshop leader as our guest speaker at the June 26th meeting. Colleen introduced Faye Jones. Faye told the guild what Improv quilting is and is not. Improv is starting a piece with or without a plan; there's no pattern; free cutting or with a ruler; and you make spontaneous decisions on shape and color based on value. Everyone used the green/red value finders that Colleen showed at the May meeting. Faye said that Improv quilting is unique and personal; make up as you go along. It's more difficult than using a pattern. It is not sloppy, careless, or poor construction. It can be asymmetrical, symmetrical, grid work, building strata, and stack n' whack. It is a work of art and self-expression. You could use a plan such as a log cabin pattern but give it different shapes and sizes; it's not subject to rules and can be simple or complex. Faye has a background in painting, but once she started quilting, she didn't go back! She dyes her own fabric, and she some of her fabrics have used discharge printing where a substance is used to remove color. Faye has an Instagram account where you can see her work. <https://www.instagram.com/fayejones4444/?hl=en> She gave a wonderful trunk show! Faye complimented the participants as having good sewing skills and was excited to see the progress made at the workshop. A good time was had by all!



Any newsletter updates can be sent to Ashley Ledford,
TQG Newsletter Editor at TarheelQuiltersGuildNews@gmail.com

Upcoming Meetings

Mark your calendars:

Board Meetings:

July 11th
August 15th
September 12th
October 10th
November 14th
December 12th

General Membership Meetings:

July 17th
August 21st
September 18th
October 16th
November 20th
December 18th

Who's Who?

2022 Board

& Committee Chairs

President - Nancy Moore
First VP - Naomi Bonilla
2nd VP - Colleen Heacock
Secretary - Amy Allison
Treasurer - Rhonda Gooding
Baby Quilts - Marlene Brudvig
VA Quilts - Judy Conner
BOM - Pat Poulson
Challenges - Debby Grice
Parliamentarian & Scholarship -
Karen Potts
Website - Bonnie McPhail
Sunshine - Charlotte Bradford
Secret Quilter - Luann Myers
Newsletter - Ashley Ledford
Raffle - Mandy Christianson

Challenge Update

It's time for another challenge!
July's challenge is Six of One,
Half a Dozen of Another.
Be sure that you have at least
SIX hexagons in your project.
The "rules" are on the [handout](#).
(click here)

Please be sure to read and
reread them so your challenge
doesn't get eliminated. I can't
wait to see all the creativity!!
- Debby Grice





7076 Ramsey St./HWY 401
Fayetteville, NC 28311
(910) 630-3912 Mon- Sat 9 am-5 pm
<https://www.lovingstitches.net>

We will be closed July 4th. Happy Birthday USA!

Don't miss our July, August, & September Newsletter filled with fun events, sales & classes for you! Available at the store or our website.



GIFTED
JULY 22-AUGUST 31



Purchase a B 770 QE PLUS and receive over **\$1,400 in FREE GIFTS***!



Add the embroidery module and get these additional FREE GIFTS!

*With purchase on select machines. Available while supplies last. Some exclusions may apply. See BERNINA Store Associate for details.

made to create **BERNINA**

Similar free gifts are offered for other models, including Longarms! 0% Interest Financing for up to 60 months July 20th- August 9th on most Bernina machine models!

June 2022 Show N Tell

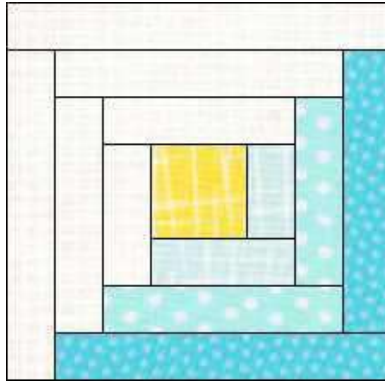
Beautiful work everyone!



Thanks for Amy Allison for the photos

Tarheel Quilters Guild Block of the Month

June 2022 – Log Cabin



Fabric Requirements:

White on White; Yellow and 3 shades of a color of your choice

Cutting Instructions:

From yellow - cut a 3" square

From your light color

cut a $1\frac{3}{4}$ " x 3" strip and a $1\frac{3}{4}$ " x $4\frac{1}{4}$ " strip

From your medium color:

cut a $1\frac{3}{4}$ " x $5\frac{1}{2}$ " strip and a $1\frac{3}{4}$ " x $6\frac{3}{4}$ " strip

From your dark color;

cut a $1\frac{3}{4}$ " x 8" strip and a $1\frac{3}{4}$ " x $9\frac{1}{4}$ " strip

From white:

cut a $1\frac{3}{4}$ " x $4\frac{1}{4}$ " strip; a $1\frac{3}{4}$ " x $5\frac{1}{2}$ " strip; a $1\frac{3}{4}$ " x $6\frac{3}{4}$ " strip;

a $1\frac{3}{4}$ " x 8" strip ; a $1\frac{3}{4}$ " x $9\frac{1}{4}$ " strip; and a $1\frac{3}{4}$ " x $10\frac{1}{2}$ "

Sewing Instructions:

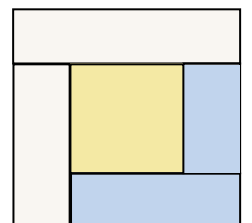
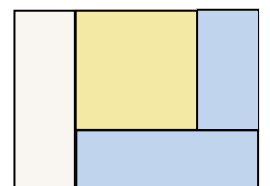
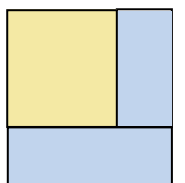

Sew the 3" lightest colored strip to the right side of the 3" square;
press away from the square

Sew the $4\frac{1}{4}$ " lightest colored strip to bottom of the rectangle
shown above

Sew the $4\frac{1}{4}$ " white strip to left side of the square you just
made

Sew the $5\frac{1}{2}$ " white strip to top of the rectangle you just
made

Continue adding strips moving in a clockwise direction. Each strip you
add will be sewn across the last seam that you sewed



This is a 10" finished block (10 1/2" unfinished)