



Tarheel Quilters Guild

Promoting and Perpetuating the Art of Quilting since 1981

July 2023

MEETING REMINDERS

TQG Board Meeting

Monday, July 10th at 6PM

Barbara Munoz's House
2321 Colgate Dr, Fayetteville

TQG General Meeting

Sunday, July 16th at 2PM

Social Gathering begins at 1:30
Westminster Presbyterian Church
2505 Village Drive, Fayetteville

July Meeting

The program for the July meeting (on the 16th) is themed Christmas in July. Please bring a finger food that is something you might take to a Christmas party. Also, if you want to, wear something festive for Christmas. There will be four areas of demonstration to show you different EASY Christmas gifts you can start now and give as gifts. You will take home a FREE pattern from each station. FOOD, FUN, FREE!

Happy Birthday

Happy Birthday to our members who were born in July:

- Maridee Hargis - 9th
- Drusilla Dunham - 13th
- Debby Grice - 13th
- Carolyn Edwards - 16th
- Gladys Pedrojew - 19th
- Judy Connor - 20th
- Joyce Boatman - 22nd
- Debra Eberline - 29th

Website News

Our old web address has returned. Please find the Tarheel Quilters Guild at www.tarheelquiltersguild.org

Fat Quarter

The fat quarter of the month for July is

STARS

When you bring your fat quarter, sign in sheet and drop it in the bag.

Sew Days / Workshops

New sew days and a free workshop have been added to the Guild calendar. See pages 3 & 6 for additional details.

Mark Your Calendars!

2023 Meeting Dates

<u>BOARD MEETINGS</u>	<u>GUILD MEETINGS</u>
July 10, 2023	July 16, 2023
August 14, 2023	August 20, 2023
September 11, 2023	September 17, 2023
October 9, 2023	October 15, 2023
November 13, 2023	November 19, 2023
December 11, 2023	December 17, 2023

Baby Quilts

For the month of June 2023, we delivered 19 boy, 14 girl, 1 set of boy and 1 set of boy/girl twins to the NICU. Thank you to everyone who has donated a baby quilt! If you are in need of batting or labels, please contact Pam or Donna (or see them at the next meeting!)

Pam Gahan xstitcher1@spectrum.net
& Donna Lazar donnalazar4@gmail.com

Membership

There were 48 people at our June 25 st meeting, including 5 guests, 3 of whom joined. We all welcome Diane Aringe, Patricia Eaton, and Lucy Stuart to our guild. We now have 87 members on our 2023 roster.

Again the plea is made for you to design, make and wear your name tag. I like seeing the different and creative ways you have of "introducing" yourself by way of your name tag.

See you at the July 16th meeting.
Cindy Clifton cclif610@gmail.com

Treasurer's Report

Checking balance \$4,250.48

CD total \$18,162.40

Total balance \$22,412.88

Reimbursement forms are available at Guild meetings or by clicking [here](#).

For questions, please see Rhonda Gooding - rhondagooding415@yahoo.com

VA Quilts

There were 52 quilts in hand as of the June meeting (plus those donated that day). Ideally, we need at least double that by the end of the year for donation in February 2024. Please remember, VA quilts do not have to all be red, white and blue. For questions, please see
Judy Connor julcon47@gmail.com

Upcoming FQs

To aid in shopping or stash hunting, here are the upcoming fat quarters of the month for the remainder of the year:

August: school or sports

September: fall

October: orange

November: Christmas / holiday

December: any color

Newsletter

Newsletter updates can be sent to tarheelquiltersguildnews@gmail.com

2nd VP Report

First, a great big THANK YOU to Bonnie McPhail for taking care of the program in my place! I have gotten raving reviews about her presentation on the John C. Campbell Folk Center! Good job Bonnie!!! July's program is Christmas in July! (see page 1 for details)

In August there will be an instructional sew day (see page 4 for more information) Continue to complete UFOs for the chance to win all the money in December!
- Debby Grice totolyozd@aol.com

Challenge Update

Our second challenge – Black, White and Bright will be voted on at the July meeting. As a reminder, the rules are “*Make something quilted – anything you want to make – baby quilt, VA quilt, wall hanging, placemats, quilted apparel, quilted bag, etc. Rules – must be quilted and include black fabric and white fabric or a black and white fabric and one bright fabric.*” Also, you are only allowed one entry per challenge. Please place your entry on the stage, it will be given a number and guild members will vote on it during the meeting. I will need a volunteer who is not participating in the challenge to help me tally the votes. Hoping to see lots of great entries again. Questions? See Pat Poulson

In August, there will be an **instructional sew day** for our members. Need a little “tweaking” on your quilt making skills? This is for you and it’s FREE!

Where: Westminster Presbyterian Church
When: August 19, 2023

Teachers:

- Pat Poulson. Fundamentals of Piecing: How to have an accurate 1/4” seam. We will be working on a block of the month.
- Debby Grice: Don’t Make Waves! Learn how to put your borders on so that your quilt top won’t be wavy.
- TBA: Binding Basics: Learn tips about making and attaching binding.
- TBA: Tell Me Your Story: Learn how to make and attach labels to your quilts.

RANDY'S Sewing Center



Brother-Juki-Janome-Handi Quilter
5353 Red Tip Rd#109, Fayetteville, NC 28314

Store Hours
Tues. – Fri.: 11am – 5:30pm
Saturday: 11pm – 3pm
Phone: 910- 745 -8898

40+ years of sewing machine servicing experience
We Service Most Sewing Machine Brands

No Room for a Long Arm Machine?
Come See Edge-to-Edge Quilting with Brothers’ Luminaire Innov-is XP3

JULY CLASSES
Christmas in July Classes include Christmas Stockings, Placemats & Ornaments



Closed July 1-9 for Family Vacation
Resume Normal hours July 10

FLOOR MODEL SALE
WE ONLY HAVE A FEW LEFT
Come in soon to get the best deal on one of our Store Floor Model Machines.

Shop Online www.randyssewingcenter.com



**7076 Ramsey St./HWY 401
Fayetteville, NC 28311
(910) 630-3912 Mon– Sat 9 am—5 pm
<https://www.lovingstitches.net>**

One of the Largest Quilt Shops On the East Coast!

SUMMER FESTIVAL SERIES

VIP ACCESS | JULY 7–AUGUST 31, 2023
FREE GIFT WITH PURCHASE EVENT

Free gifts and reduced pricing on most models, including all Longarms during this sale.

Financing available.

Buy your dream machine from a dealer with over 27 years experience. You'll get excellent service & support, and free training.

Our July, August, Sept newsletter is available.

Purchase a B 735 and receive over **\$2,000 in FREE GIFTS!**



Add the Embroidery Module and receive additional FREE GIFTS!

© 2023 BERNINA SEWING LTD. All rights reserved. BERNINA Sewing Ltd. is a registered trademark of BERNINA SEWING LTD. All other trademarks are the property of their respective owners. BERNINA Sewing Ltd. is a registered trademark of BERNINA SEWING LTD. All other trademarks are the property of their respective owners. BERNINA Sewing Ltd. is a registered trademark of BERNINA SEWING LTD. All other trademarks are the property of their respective owners. BERNINA Sewing Ltd. is a registered trademark of BERNINA SEWING LTD. All other trademarks are the property of their respective owners.

made to create **BERNINA**

made to create **BERNINA**

June's Program

At our June Meeting, member Bonnie McPhail shared her experiences at the **John C Campbell Folk School** in Brasstown, NC in the mountains near Murphy, NC. Bonnie gave us some history from when John C Campbell and his wife, Olive, surveyed and studied the rural mountain areas of the southern US. They wanted to help improve life for people in Appalachia through farming and crafts. Bonnie has enjoyed taking classes over the past 20 years – not only learning new techniques and craft skills, but the whole experience of being with others who enjoy music and crafts. They hold weekly or weekend classes; you can stay on campus or in a nearby motel. If you are interested in seeing what the people in that community make – check out their Fall Festival coming October 7 & 8 from 10 am to 5 pm. Pictures of crafts that Bonnie has made – doll, a cobweb broom, an embroidered book, prayer banner, kaleidoscope and woven seat were some examples she shared with us. She loved making the wooden shaker box and pincushion. Bonnie does beautiful work! Website: <https://www.folkschool.org/>



General Meeting Minutes (June 25, 2023)

- The meeting was brought to order at 2 pm by Guild President Barbara Munoz.
- 1VP Naomi shared upcoming workshop with **Annette Ornelas on September 16, 2023**. Cost is \$40 for members, \$50 for non-members, plus \$9 pattern. Naomi passed a sign up sheet and asked members to put which pattern they wanted to learn and sew – 1) emoji or 2) pumpkin. She will start collecting money at the July meeting. Annette is a local teacher and the workshop will be held at the church. Naomi also spoke about the workshop with guild member Anita Andersen that went very well – quilting on your domestic machine! She may teach another workshop in the future.
- Nancy Moore is giving a free *Fat Quarter Bag* workshop in July. Hoping to have it at the library on July 29 Sat – stay tuned for more information.
There is a Sew Day on **July 15 Sat from 9-5 pm** at the **East Regional library on 4809 Clinton Rd** to work on the 2024 Raffle Quilt top. The blocks done earlier this year need sashing and a border put on the top.
Sew Day on August 19 Sat with Debby Grice – lots of sew day opportunities!
- Treasurer Rhonda gave the report – \$4,250.48 in checking + \$18,162.40 CDs = \$22,412.88
Main expenditures were our meeting space, storage, and Pizza Girls workshop this month.
- VA – Judy reported having 52 quilts on hand + those donated today.
- Baby – Pam reported having given out 7 girl, 11 boys, 2 set of twins. Pam and Donna spoke about the suggested revisions to clarify specifications for baby quilts in the SOPs. The board agreed to having the quilts be no smaller than 36” or larger than 42”. They can be square or rectangular. Fabric will be 100% cotton and no metallics, or minky fabric please. Batting is either 100% cotton or 80% cotton/20% polyester. Quilting is done 3-4” apart and stitching is 1/4” or less in length. This is to prevent small fingers and toes from getting caught in the threads. Panels are ok to use in baby quilts.
- Membership Cindy reported 48 people in attendance with 5 guests and 3 became members today!
- Challenges – Pat was unable to attend today – Amy reported as a reminder that the challenge due in July is Black, White, and Bright! Must be quilted and include black fabric and white fabric or a black and white fabric and one bright fabric.
- Fat Quarters – Gladys P won 26!
- BOM – there were 17 blocks won by Linda DeGraw
- UFOs – Karen took dollars for the UFOs – Marlene, Rhonda, Colleen, Pam, and Karen had nice projects finished!!
- Door Prizes – Debra was out today – Jane gave out 6 bags.
- Show N’ Tell – Nice projects!! Cindy Clifton shared her quilt that she made for her friend who wrote this book – *Just 2 Charm Pack Quilts* by Cheryl Brickey. Cindy’s quilt is pictured on page 67!!
- Jane gave out Birthday cards for Charlotte.
- Karen Potts let us know that Kathy Middleton will be having surgery on Tuesday, June 27. We wish her a speedy recovery!
- Mark your calendars – July 16 Sunday is our next meeting – Christmas in July! Bring finger food, wear something festive, and be ready to see and learn something to make for a quick gift!
- Meeting was adjourned at 3:10 pm.

Minutes submitted by Amy Allison

Thanks to Debra Eberline for serving on the door prize committee.

Mark Your Calendars & Get Your Machine Ready:

July 15th - There will be a Sew Day to work on the 2024 raffle quilt, Saturday, July 15th from 9-5 at East Regional Library (4809 Clinton Rd, Fayetteville 28312)

July 29th - Nancy Moore is giving a free fat quarter bag workshop, Saturday, July 29th from 9-5 at Spring Lake Library (101 Laketree Blvd, Spring Lake 28390)

August 19th - The Guild will host an “instructional sew day” Saturday, August 19th at Westminster Presbyterian to build quilting skills. See page 3 for additional info.

September 16th - National teacher Annette Ornelas will teach a workshop on September 16 at Westminster Presbyterian (where Guild meets) The cost for this workshop is \$40 for members, \$50 for non-members. See Naomi Bonilla to reserve your spot and pay (workshops are cash/check only at this time). Her pattern company is [Southwind Designs](#).



Precuts Widebacks
Whatever's Quilted

88-546-0665 **elna**  @ **accuquilt**
better cuts make better quilts

936 Gateway Commons Cir. Wake Forest, NC 27587

www.WhateversQuilted.com

REGULAR SHOP Hrs: M-F 10-5 Sat: 10-4

June Show N Tell & Finished UFOs



Thank you to Amy Allison for this month's photos

Cindy Clifton's quilt was featured in a magazine!

Tarheel Quilters Guild - Block of the Month July 2023

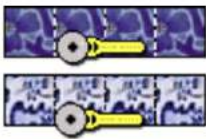
Antique Tile

This makes a 12" block!

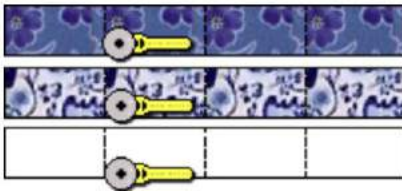


Please abide by the [Terms and Conditions of use!](#) :o)


** Preparing the Pieces and Sewing the Block **



Start by marking and cutting the Color 1 and Color 2 2-1/2" x 10" strips into four 2-1/2" squares of each...



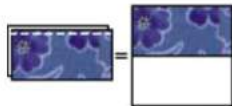
Next mark and cut the Color 1, 2 and 3 2-1/2" x 18" strips into four 2-1/2" x 4-1/2" rectangles of each...




Sew the Color 1 and Color 2 squares right sides together in pairs, using a scant 1/4" seam. Press seam to darker side. You will be making four units like this...



Sew the Color 2 rectangles to the side of the square pairs...two on the left, two on the right, with the Color 1 square on the bottom in each case. Press seam towards rectangle. These will be the block's four corner units...



Sew the Color 1 and Color 3 rectangles right sides together in pairs along one long edge, again using a scant 1/4" seam. Press seam to darker side. Make four units like this for the block's sides...



Now piece the block! Lay out all your units as shown at left, then sew three horizontal rows. Press top and bottom row seams towards the outside, and center row seam towards the middle. ...and then join the rows!

mh paper

<http://www.quilterscache.com>

**When constructing this month's block,
colorway is **shades of blue** please.**