



# Tarheel Quilters Guild

Promoting and Perpetuating the Art of Quilting since 1981

**June 2023**

## MEETING REMINDERS

### TQG Board Meeting

**Monday, June 19th at 6PM**

Barbara Munoz's House  
2321 Colgate Dr, Fayetteville

### TQG General Meeting

**Sunday, June 25th at 2PM**

Social Gathering begins at 1:30  
Westminster Presbyterian Church  
2505 Village Drive, Fayetteville

## Happy Birthday

**Happy Birthday to our members**

**who were born in June:**

Kathy Middleton - 4th  
Dawn Conquest - 14th  
Susan Swain - 14th  
Ann Jackson - 22nd  
Audrey Tannahill - 25th  
Patricia Poulson - 29th

## June Meeting

Our June meeting will be presented by Tarheel Quilters Guild's own Debby Grice entitled:

**"I Won the Big Workshop;  
Here's What I Did!"**

We can't wait to see what you did -  
Please join us June 25th for the big reveal!

## Member Notice:

At our May 2023 meeting the Guild membership voted 49 to 6 in favor of increasing annual membership due to \$40/year. This increase will take effect starting in January 2024.

## Fat Quarter

The fat quarter of the month for June is

**RED, WHITE, or  
BLUE**

When you bring your fat quarter, sign in sheet and drop it in the bag.

## Mark Your Calendars!

### 2023 Meeting Dates

<u>BOARD MEETINGS</u>	<u>GUILD MEETINGS</u>
June 19, 2023	June 25, 2023
July 10, 2023	July 16, 2023
August 14, 2023	August 20, 2023
September 11, 2023	September 17, 2023
October 9, 2023	October 15, 2023
November 13, 2023	November 19, 2023
December 11, 2023	December 17, 2023

## Parliamentarian:

Please welcome to office our new Parliamentarian, Denise Singer.

## Baby Quilts

For the month of May 2023, we delivered 11 boy, 7 girl, and 1 set of boy twins to the NICU. Thank you to everyone who has donated a baby quilt! If you are in need of batting or labels, please contact Pam or Donna (or see them at the next meeting!)  
Pam Gahan [xstitcher1@spectrum.net](mailto:xstitcher1@spectrum.net)  
& Donna Lazar [donnalazar4@gmail.com](mailto:donnalazar4@gmail.com)

## VA Quilts

At our May 2023 meeting we had 45 VA quilts on hand (+ any that were donated that day). We are off to a great start! Please remember, VA quilts do not have to all be red, white and blue. For questions, please see  
Judy Connor [julcon47@gmail.com](mailto:julcon47@gmail.com)

## 2nd VP Report

June's program will be presented by me. "I Won the Big Workshop; Here's What I Did!"  
July's program will be themed Christmas in July. Everyone is asked to bring a finger food that you would have at a Christmas party. Also, if you can, wear something festive. We will have stations set up for you to learn about quick and easy projects you can make as Christmas gifts. Keep working on those UFO's! The money pot is growing! A lucky winner will go home with all the money in December  
- Debby Grice [totolyozd@aol.com](mailto:totolyozd@aol.com)

## Newsletter

Newsletter updates can be sent to  
[tarheelquiltersguildnews@gmail.com](mailto:tarheelquiltersguildnews@gmail.com)

## Membership

There were 56 people at our May 21<sup>st</sup> meeting, including 4 guests. We continue to have 84 members on our 2023 roster. Please remember to wear your name tag. We have many new members that don't know who you are and a few older members (like me) who cannot remember names; faces – yes, names – not so much! Your name tag can be made any way you want, your own special design, whatever you choose.  
See you at the June meeting!  
Cindy Clifton [cclif610@gmail.com](mailto:cclif610@gmail.com)

## Treasurer's Report

Checking balance \$3,729.39  
CD total \$15,161.77  
Total balance \$21,891.15  
This month we paid rent for the church, for batting for VA/NICU quilts and for the Quilters Gallery Workshop & Program  
Reimbursement forms are available at Guild meetings or by clicking [here](#).  
For questions, please see Rhonda Gooding - [rhondagooding415@yahoo.com](mailto:rhondagooding415@yahoo.com)

## Upcoming FQs

To aid in shopping or stash hunting, here are the upcoming fat quarters of the month for the remainder of the year:  
July: stars  
August: school or sports  
September: fall  
October: orange  
November: Christmas / holiday  
December: any color





7076 Ramsey St./HWY 401  
Fayetteville, NC 28311  
(910) 630-3912 Mon– Sat 9 am–5 pm  
<https://www.lovingstitches.net>

Floor Model Bernina & bernette SALE!  
Now-June 30th. All models, including Longarms.  
Lowest Prices of the Year! Financing Available.

Coming September 21-23!  
Bernina Ambassador Nina McVeigh

For a spectacular Bernina domestic & longarm event.. Classes & demos on ruler work on all machine models, QMATIC & Art & Stitch, free -motion quilting, quilting techniques– blocks, borders & more, bias binding, and more!



Three full days of fun & learning. Call now to add your name to our interest list.



made to create **BERNINA**

# RANDY'S Sewing Center



classes at the shop

**Store Hours**  
Tues. – Fri.: 11am – 5:30pm  
Saturday: 11pm – 3pm  
Phone: 910- 745 -8898

**40+ years of sewing machine servicing experience**  
**We Service Most Sewing Machine Brands**

## Handi Quilter Floor Model SALE

**Amara 20" Longarm Machine with ProStitcher Premium**

Regular Price \$24,999.<sup>95</sup>

**Floor Model Sale Price \$15,999.<sup>95</sup>**



**NEW LOWER PRICES** throughout the store on Brother, Janome, and Juki Sewing, Quilting and Embroidery Machines.

Also see the Amara ST 20" with electric lift table  
Reg \$11,999.<sup>95</sup> **Floor Model Sale Price \$9,999.<sup>95</sup>**



## Our May Program: The “Pizza Girls” from Quilters Gallery

Patti and Cindy from Quilters Gallery came and taught a workshop for members on Saturday, May 20th and then showcased their works and gave us an opportunity to shop during our meeting Sunday, May 21st. Here is just a highlight of their works:



[www.quiltersgallery.net](http://www.quiltersgallery.net)

Mark your calendar!  
**Annette Ornealas** will teach an  
“Quilt-moji” quilt class on September  
16th. Cost \$40. Examples can be  
seen at [www.southwindquilts.com](http://www.southwindquilts.com)

### **Quilting Techniques Using Your Domestic Sewing Machine**

taught by our own Anita Andersen.

**June 13, 2023** Cost: \$20

If interested in attending, please have  
payment by May 21th (Guild meeting)  
See Naomi Bonilla with questions or to  
pay/register.

Workshops/Classes are cash or check only

## General Meeting Minutes (May 21, 2023)

- The meeting was brought to order at 2 pm by Guild President Barbara Munoz.
- Barbara opened the meeting by introducing Cindy and Patti – the Pizza Girls!  
They gave a spectacular trunk show – the work they accomplished during Covid was awesome! They talked about being raised on a farm – some of their family still works the farm and raises grass fed beef. (runningbeef.com) The participants showed the samples they were able to complete from the workshop on Saturday. There were 16 participants on Saturday. Then the guild took a 20-25 minute break to shop – there were patterns, templates, fabric, and kits.
- Barbara continued the meeting by asking if there were any corrections or additions needed for the minutes from the April meeting. There were none, and the minutes were approved.
- **Treasurer's report** – Amy gave the report for Rhonda. Checking account \$6,579.68 + CDs \$18,161,.69 = \$24,741.37
- **Baby Quilts** – Pam reported giving out 4 girls, 4 boys, 1 twin girls, and 1 twin boy/girl quilts.
- **VA Quilts** – Judy reported having 45 quilts on hand – plus what was turned in today.
- **1VP Naomi** reported the next workshop is on June 13, Tuesday from 10 am-4 pm at the church with Anita Andersen showing quilting on your domestic machine for \$20 each. There may be a workshop on September 16 with Annette Ornelas for \$40 each – Naomi will have a sign up sheet next month for interest. Naomi reported there is an AccuQuilt Go! Baby fabric cutter that was donated to the guild, and it will be raffled off this summer.
- **Membership** – Cindy reported 56 members here with 4 guests.
- **Parliamentarian** – Carolyn Edwards has resigned her position – if anyone is interested in this position, please see Barbara at the end of the meeting. (Denise Singer volunteered to be Parliamentarian).
- **Sunshine** – Birthday cards were distributed. **Door Prizes** – there were 8 bags. **Fat Quarters** – Sonia Blue won 27!
- **BOM** – Anita Locklear won 20 blocks!
- Barbara wants a sew day on August 19, Saturday to put the sashing and blocks together for the 2024 Raffle quilt. Meeting place to TBA in July. Barbara reminded the guild that we need to keep selling raffle tickets for the 2023 Quilt to offset the guild's operating expenses. Please see Mandy Christianson or Lori Cruz for tickets.
- **Raising Dues Discussion & Vote** - Irene Grimes made a motion to raise the membership dues to \$40 starting next year. Naomi Bonilla seconded the motion. Discussion – there were many members who spoke about how inflation has increased costs and the guild is no exception. Expenses have gone up, such as the meeting space rent, the storage facility, the post office box, and batting – these are all necessities for the guild. The board thoughtfully considered this before bringing it up to the guild membership. The guild does not have the membership numbers that it once had in the past. The guild mails out newsletters to those members who do not use email, postage adds up. The guild does have quite a lot of money in the bank, but when the guild spends more than it takes in, the CDs will only last 4 more years or through 2027. Some members did ask about the workshop costs when it was stated that this month's workshop needed 35 participants to break even. That is a discussion for another time as that is off topic of raising the membership dues. However, that is a good question and can be discussed at the next meeting. Raising the membership dues is not a long term solution for the guild's budget. Nancy Moore made a motion to vote on raising the membership dues. Debbie \_\_\_ seconded the motion. (Amy did not know Debbie's last name). Membership voted The votes were counted – 49 members voted Yes, 6 voted No. The motion was passed to have membership dues at \$40 starting in 2024.
- **2VP Debby** asked those who completed their UFOs to show their projects and then get their ticket and put \$ in the jar. So far, there have been 75 UFO projects completed! The winner in December gets all the money in the jar. She reported that the July general meeting will be "Christmas in July" where guild members will show fun and quick projects for gift giving. Please plan on bringing finger food to enjoy at the meeting – such as cookies, etc.
- **Show and Tell** – beautiful projects as always

Minutes submitted by Amy Allison





Precuts Widebacks

Whatever's Quilted

88-546-0665 **elna** **ARROW** Sewing Cabinets @ **accuquilt** better cuts make better quilts

936 Gateway Commons Cir. Wake Forest, NC 27587  
www.WhateversQuilted.com

**REGULAR SHOP Hrs:** M-F 10-5 Sat: 10-4

### Workshop Update:

Thanks to Patti and Cindy from Quilters Gallery for their workshop "Dresden Divas" which was attended by 16 of our members. Below are just a few of their works in progress.

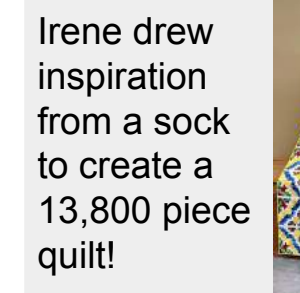


**I've got too many machines so my Bernina 770QE with Embroidery module is FOR SALE \$4000**  
It's only 1.5 years old, Serviced in May 2023  
Has dual feed system which is great from piecing.  
Includes:  
Feet #: 1C, 1D, 3A, 5, 4D, 18, 20C, 97D  
Hoops: Small, Medium, Oval, and Mega  
Walking Foot, Extension table, Free hands bar  
**If interested TEXT 252-339-7273**

this is Guild member Anita Andersen



# May Show N Tell (& UFOs that are no longer unfinished!)



Irene drew inspiration from a sock to create a 13,800 piece quilt!






# Calico Puzzle



This makes a 12" block! I'm doing this one in traditional piecing, making it a GREAT one for beginners!



Please abide by the [Terms and Conditions of use!](#) :o)

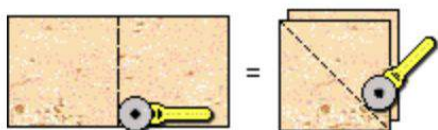
## \*\* Preparing the Pieces and Sewing the Block \*\*



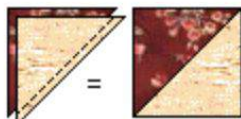
Mark and cut the Color 1 4-7/8" x 9-3/4" strip into two 4-7/8" squares. Stack and cut these squares once on the diagonal to make four half square triangles...




Next mark and cut the Color 2 4-1/2" x 18" strip into four 4-1/2" squares...



Now mark and cut the Color 3 4-7/8" x 9-3/4" strip into two 4-7/8" squares. Stack and cut these squares once on the diagonal to make four half square triangles...



Sew a Color 3 half square triangle to a Color 1 half square triangle, right sides together, using as SCANT 1/4" seam. Repeat this to make a total of four half square like this...



Now piece the block, using the diagram at left for placement and orientation of the units, using the Color 1 4-1/2" square as the block's center. Make rows first, then join the rows, alternating pressing directions as you do this. All Done!! :o)

© June 10 2001 Marcia Hohn



Traditional Block

pattern from  
<http://www.quilterscache.com>

**When constructing this month's block,  
colorway is quilter's choice.**