



Tarheel Quilters Guild

Promoting and perpetuating the art of quilting since 1981

Guild News for

October

Click on our logo to visit the Website

Click here to go to our
FaceBook Page



October Birthdays

Karen Graham	Oct 4
Marlene Brudvig	Oct 6
Dee Dalton	Oct 8
Akemi Simmons	Oct 11
Maureen Grim	Oct 14
Beth Medeiros	Oct 15
Mary Larson	Oct 24
Nancy Moore	Oct 30

Meeting Reminders

IN-PERSON MEETINGS IN OCTOBER!!

October Board Meeting

Monday, October 12 , 2:00 PM
Colleen Heacock's home -
221 Woodrow St., Fayetteville

General Membership Meeting

Sunday October 18, 2:00 PM - Masonic Center
(possibly also on Zoom)

Masks and social distancing will be required and there will be no refreshments.

Featured this Issue

- * **Important:** Guild Officer Elections Pg. 6
- * Volunteers Needed for Raffle Quilt Sales Pg. 6
- * Meals on Wheels Placemat Challenge Pg. 7
- * New Donation Quilt Opportunity Pg. 7
- * Member Fabric Sale Pg. 8

Update: 2021 Raffle Quilt

The quilt top has been completed and has been delivered to Gladys Pedrojew who will be quilting it for us. It is a beauty!

President's Corner

Pumpkins, orange and black decor, trees decked out in golden leaves, these are things October brings to mind. Are you working on fall projects or hard at work on things with a Christmas theme?

Our September program with Donna Royson was fun and informative. If you missed it live, check your email for the link to it that Anita sent out.

For our October meeting, I want to welcome you back to the Masonic Center for an in-person meeting with those members who are able and comfortable with in-person gatherings. Masks and social distancing will be required and there will be NO refreshments. I understand there are those of you who will not be able to attend, and we will try to also include a virtual Zoom option for you. I am excited to return to a semblance of normal!

The Nominating Committee will be making calls to the membership this month looking for members to run as officers for 2021. Please seriously consider running -- our Guild needs YOU!

Check out the rest of the newsletter for program and challenge information.

Happy Fall to everyone!
Karen Potts



Tarheel Quilter's Guild Meeting minutes – September 20, 2020

Meeting called to order via Zoom by Karen Potts. 2:03PM.

Minutes of the last meeting were approved and placed on file.

Treasurer's Report: Rhonda G. – Report will be placed on file for audit. A refund of \$1000.00 was received from Masonic Lodge for meetings (April, May, June, July and August) cancelled by Covid 19.

Checking \$10,265.39

CD's \$18,140.96

Total \$28,406.95

Block of the Month: September block won by Anita Anderson. October block is the 10-inch Christmas Star Block due to Karen by Saturday October 17, 2020.

Program: Aby D. introduced Donna Royson, a certified Quilt in A Day instructor from Columbia, SC. Donna shared her quilting experiences with stories and pictures in her presentation "My Quilting Journey". Donna was personally trained by Quilt in a Day creator Eleanor Burns. We saw tips on making blocks of various kinds. Demonstration of blocks included Hole in the Wall, Zig a Zag, Braid in a Day and Whirligig. Eleanor is on Facebook and Aby D. has more information from Donna about supplies. Aby D. will check for availability of Donna's PowerPoint presentation. We will have a show and tell program at our October meeting. Bring things you have been working on since the beginning of Covid 19.

Nominating committee: Dawn Conquest volunteered to be one of the 2 committee members at large. Another member at large and a board member are needed to complete the committee.

Board approved the 2020 Higher Learning Scholarship and Workshop Scholarships to be extended into 2021.

Raffle Quilt was displayed at Bit of Carolina weekend of September 18, 2020 and will be again weekend of September 25, 2020. See Mary Lou if you can volunteer to help sell tickets. Mary Lou is handling all Raffle Quilt ticket sales.

Ugly Fabric challenge: Send a picture of the fabric you received to Bonnie M. She will put it on the website. Identify yours and contact the person who posted it.

Placemat challenge: Meals on Wheels will accept our placemats again this year. Deadline is the end of October. The placemats should be year-round patterns not just holiday styles. Be sure to take pictures for our website before turning them in. See Colleen H. for details.

Revised SOPs and Bylaws will be mailed to members soon.

VA Quilts: Ann J. 91 quilts on hand. Contact her for pickup.

Baby Quilts: Marlene B. needs baby quilts for boys. Contact her for pickup.



Newsletter: Send newsletter info to Anita by September 27, 2020. Earlier is better!

October meeting: We will be able to meet in person at the Masonic Lodge in October. We will also have the meeting on Zoom if possible.

Meeting adjourned at 3:51 PM.

Respectfully submitted,
Judy Connor

A REMINDER: Past Newsletters are available on the
Tarheel Quilters Guild Website at
<https://www.tarheelquiltersguild.org>

Treasurer's Report



Our total balance for all guild accounts (CD + Checking) is \$28,406.35
Our checking account balance as of 9/20/2020 is \$10,265.39

Many thanks to our President, Karen Potts, for getting our refund from the Masonic Lodge for our rent for \$1,000! This will be very helpful with our budget for next year.

Hope that you are all doing well and staying safe. Looking forward to seeing you all again soon!
- Rhonda Gooding

Programs - Aby Dolinger OCTOBER PROGRAM SHOW AND TELL EXTRAVAGANZA

Won't it be wonderful to be together again "in person" at our October guild meeting? We have missed chatting with each other and catching up on what is going on in our lives. We have missed being challenged with the Block of the Month designs. We have missed being surprised at winning a door prize or the collection of fat quarters. We have missed being inspired by the completed projects of fellow guild members. We have missed seeing the sweet baby quilts and awesome VA quilts piled high on the table. We have missed finding treasures on the "free table." We have missed munching cookies and sipping tea with our tablemates.

October's guild meeting is a time to exchange the mandated "time out" for a safe gathering of encouragement, fellowship, and inspiration! Please bring one or two projects you have been working on while sheltering at home. Our program will be an extravaganza of sharing what you have made.

Here is a picture of my Gypsy Wife quilt (designed by Jen Kingwell and modified by me) one of the projects I completed during quarantine.



VA Quilts

Happy fall everyone!

I am not sure I am ready for long pants and jackets, but will not miss 100 degrees with the humidity.

No, I did not start even one Christmas stocking, but had good intentions. My office has been blessed with more work than ever and my sewing is a dream right now

When recapping our VA quilts on hand, I realized that I had not added the 6 beautiful quilts that I had picked up from Carolyn Edwards. I do apologize, Carolyn, for not acknowledging your quilts when I received them. During September we received a total of 19 quilts from Maridee Hargis, plus Mary Ann Hardee-2 and Donna Hunt-1. These quilts bring our new VA total to 108. Thank you every one for all you do for our VA in addition to all your other service projects.

Thanks to Marlene for meeting me in Hope Mills with the 8 quilts Maridee had sent with NICU quilts and the batting from Karen. I will be cutting batting before the next meeting and will bring a good supply when we do get together. If you need any batting before then, please give me a call.

Have a great month and I am looking forward to seeing many of you in October.

Ann Jackson
VA Quilt Coordinator


Workshops - Nancy Hope, 1st VP

Hello Everyone,

I completed Workshop #2 Make a "Ribbon Pole" Quilt with Rob Appell of Man Sewing! I will tell you truthfully, it was a little confusing at first because even with the worksheet you can download, I couldn't find any written measurements for the size of the blocks. However, during his tutorial, Rob Appell told us they were 10" blocks- so that's what I made. (I realize now that you can make the blocks any size you want as long as they are all the same size.) I chose to make my blocks using Christmas fabrics that were left-over from our 'Mystery Quilt' workshop with Ronda Thomas.

Rob Appell of Man Sewing has a good video that I watched where he explained both the cutting and the sewing. Then, following the worksheet, it was fairly easy to lay out and sew the blocks together.

My table runner was completed, the border was on, and I began using the 'temporary adhesive spray for fabrics' to baste it all together. As you can see, I made a small error!



Using my trusty seam ripper, I took apart the necessary blocks to fix the problem.



The finished table runner will look great at Christmas time!

To show the versatility of this pattern, here is the lap quilt top Anita Andersen made using 5-inch blocks with contrasting floral prints for the ribbons.



I have been thinking about who my favorite Quilter Personality is: my first response is Jenny Doan of Missouri Star Quilt Company. She makes it look so easy when she explains how to make a quilt on her

FREE tutorials. On her website, Jenny shares the story of how her family business came into existence, and now her daughters are joining in with their own projects. The whole experience is fun, easy-going, and you get that homey feeling that it's okay to make quilts for your own enjoyment. She also shares ways in which we can give to others.

<https://www.missouriquiltco.com/>




Click on photo

I recently came across another Quilter Personality that I am beginning to appreciate in other ways: Karen Brown of **Just Get It Done Quilts**. I am a visual learner, and Karen adds pictures to her instructions. I started looking through her on-line posts and found one called 'Make Your Own Ironing Board'. I was intrigued by the idea so I ordered the metal shelves. Even though it isn't actually 'quilting', it is a tool that can be used in the quilting process. So, now

I have another project to work on.

<https://www.justgetitdonequilts.com>



Click on photo

Here are Karen's latest projects that you might be interested in: "Starting on September 21, I am starting **Karen's Quilt Circle**. (Click here) This is a video series of interviews with specialists in the quilting world. We'll find out about their journey and how they have made their quilting hobby their own. My regular weekly video is designed to be consumed in a coffee break; this series is longer between 30-45 minutes. So you can leave it playing in the background as you're making dinner or cutting/piecing a quilt block. It might even make seam ripping more enjoyable!" Karen

-- Nancy Hope

Who is YOUR Favorite Quilting Personality?

Thanks to all those who responded to the *Who is Your Favorite Quilter Personality?* question. While Jenny Doan came up multiple times here are a few different personalities you might want to check out.

Aby Dolinger - At this time, my favorite online quilting personality is **Karen Brown**. Many of her videos are of General Quilting information whereas Jenny Doan (who is equally upbeat and engaging) produces videos that are pattern/design specific. Karen's videos appeal to beginner and advanced quilter alike. She knows her stuff- design, color, technique.

Sandy Russell - Ellie Sienkiewicz....the queen of applique...thanks....

Ivelca Nintzel - My favorite is **Edyta Sitar** (Laundry Basket Quilts) but **Sue Daley** is great too. Depends on what technique I want to tackle!


Gladys Pedrojew - My favorite quilter is **Natalia Bonner**. To me, she is such a great quilter and has the most beautiful designs for quilting. She shares her knowledge so generously and makes learning from her so easy. I've been quilting for a while now and never really had the confidence to use rulers when quilting, but I have learned so much from her I've actually been doing a lot more with them.

In June, she completed a whole year of "Let's Stitch a Block a day" for 365 days. And presently she is teaching a "9 Patch quilt along. Both of these are on YouTube and are free. She has a website, Piecenquilt.com where you can purchase her books, classes, thread, and lots of other things to go along with her classes. She also has a blog. Happy quilting,

Karen Potts - My favorite quilt personality is **Gudrun Erla of GE Designs**. She is live on Facebook and YouTube twice a week--Tuesday evenings at 7:00 (CDT) and Friday afternoons at 3:00 (CDT).

Block of the Month

September Block - 10" Christmas Star Block



This quilt block originally appeared in the The Oklahoma Farmer Stockman almost 90 years ago!

Directions are located in the September newsletter which can be found on the TQG Website
 Mail This block to Karen by Saturday October 17th
 OR Bring to the Meeting on October 18th.

The OCTOBER Block is Birds in the Air



Directions are on page 12 or you can pick up a printed copy at the October 15th meeting.
 Mail your finished Birds in the Air block to Karen Potts by November 14th or bring to the Nov 15th meeting.

Mail blocks in a standard envelope to:
Karen Potts, 1226 Festus Rd Coats, NC 27521



Ugly Fabric Challenge

Remember if you participated in the Ugly Fabric Challenge to send photos of fabric & project to Bonnie McPhail to post on the Guild website under the "Challenges" tab. Look there to find out who had your fabric and arrange to get your project. [Click Here]



Nominating Committee at Work.

Slate of Officers to be presented at October Meeting.

The Nominating Committee consists of Nancy Moore and Dawn Conquest. We need one more member to volunteer for this committee. Contact Nancy Moore. These members will be calling you to solicit our slate of officers for 2021. Please strongly consider running for one of these positions. Please keep in mind that you may select one or more persons to assist you with your duties as an officer. (Such as Aby did in the 2nd Vice President's position this year, having Cindy Clifton assist her.) You will find a description of the officer's duties from the guild by laws on page 11 of this newsletter. All five executive positions need to be filled, and we need a full Executive Committee to stay in compliance with the IRS and our non-profit status, as well as our Bylaws.

Raffle Quilt News -Mary Lou Dibling

Our Tutti Frutti quilt was displayed in the window of *A Bit of Carolina*, a store on Hay Street in downtown Fayetteville on September 11-13. Tickets were sold by the store and we received \$66. Robin Matthews, the store owner, was willing to display it again this past weekend, but because I only had one volunteer to help me, I wasn't able to go downtown. She has told me she will want it to be displayed on the street, but can be on her sidewalk FOR FREE in October. Volunteers will be needed to help set the rack up for the quilt and ticket sellers, too. People are returning to downtown as the store owners are having events now that the weather is cooler. Those wishing to help with ticket sales should contact Mary Lou Dibling.

Please return ticket stubs and money from sold tickets to Mary Lou. Also consider sharing the Raffle Quilt on your Facebook page as others have had success in selling tickets this way!!

Secret Quilters - Luann Myers

Remember your secret quilter. Bring your gift to the October meeting or you may mail them a card or send a package through the mail. To keep the secret of your identity, use the Guild PO Box or my address for the return address.

Tarheel Quilters Guild

P.O. Box 36253

Fayetteville, NC 28303-1253

If you have any questions you may call me and leave a message. 910-864-1284.

Sunshine Report

In September I sent birthday cards to Rhonda Gooding, Lynn Cline, Yolanda Cofield, Doris Fort, Luanne Myers, Judy Parker and Cindy Reckler.

I also sent a "thinking of you" card to Anne Frances. She had called to let us know that Helga Brayboy, who was a member of our group for many years, had passed in April. Anne also said she's been homebound and was missing all of us.

I sent a sympathy card to Mildred Lewis when her brother passed.

On September 24 I sent a card to Rhonda Gooding who had surgery.

- Mary Lou Dibling

Baby Quilts

I received baby quilts from Gaye Rose 2, Anita Andersen 7, Karen Potts 5, Shirley LaBrie 5, Marlene Brudvig 5, Karen Troutman 3, Mary Lou Dibling 4, Mary Ann Hardee 4, Donna Hunt 8

I have 56 girl including 3 set of twins and 49 boy including 1 set of triplets, 3 boy twins and 3 sets of b/g twins. Thank you ladies.

I didn't take any baby quilts to the hospital this month, No one answered my call. I'll keep trying.

Thank you again, Marlene Brudvig



Meals on Wheels is looking forward to working with us again this year. Last year our guild donated 100 placemats. We'd like to meet, and hopefully surpass, that this year.

To participate, make one or more placements that **measure roughly 14" x 19"**. **Please consider using prints that can be used year round** as Ken, from Meals on Wheels, told me the placemats received last year were very well received and he noticed they are being used year round.

Take a photo of your completed placemat(s) and email to Bonnie McPhail to post on the Guild website.

Placemats are due to Colleen Heacock by the end of October. You may bring them to the October 15th meeting, drop off at Colleen's home, or contact Colleen for pick up.

I have received some placemats already and hope we can surpass the 100 count goal.

Thank you so much for your help. -- Colleen



[As I, Anita Andersen, was getting ready to send out this month's newsletter I happened across this announcement in my AQS email and felt compelled to share in case anyone in the TQG wishes to participate. As a life long North Carolinian, I have lived through MANY hurricanes including Hugo (1989) that raced

through Charlotte and Isabel (2003) that destroyed the Outer Banks and whose eye literally came right over my house. But I believe those experiences don't compare to the ravages of these fires. I have volunteered to coordinate the shipping of any quilts that guild members may want to donate to this cause. I have made contact with Helen Klee of PVQA. She said quilts slightly larger than 48"x60" are preferred and please include a label.]

This quilt drive is a combined effort of the Pajaro Valley Quilt Association (PVQA) and the Santa Cruz County Emergency Operations Center (EOC). Each survivor will choose a quilt, providing them comfort and helping fill an emotional void in their lives.

Although they are asking for personal sized quilts (with a minimum size of 48" x 60"), they will accept quilts for baby, toddler, students and 18 or older adults. They are also working with We Care, who will provide quilts to students enrolled in the public school. The quilts for the school kids, listed above, will be used for those kids not enrolled in public schools (home schooled, private, and charter or inter/intra transfer students).

Mail (USPS) your donations to:
 CZU Fire Quilts c/o Helen Klee
 Pajaro Valley Quilt Association
 4437 W Walnut St.
 Soquel, CA 95073-2126

Please email the tracking information for your shipment to czulightningfirequilts@gmail.com so we can make sure your package arrives safe.

Anyone interested in joining me in this venture can contact me at andersen416@gmail.com or text 252-339-7273. Thank you, Anita Andersen

Can't Take It With Me:(FABRIC MOVING SALE

Laura Barrett

I'm moving in the spring and can't take most of my fabric, books and patterns with me! I will bring to upcoming guild meetings in batches and sell for \$5 to \$6 a yard - **cash or check only**. If there is a preference on type or color of fabric to bring first, email me. I have batiks, 30's, lots of Halloween and homespun fabric and some kits.

Laura Barrett: johnandlaura@gmail.com or text to 9103031910



"Quilt Along" with Aby"

Each month Aby post free instructions for making a "big sister" 12" block and a "little sister" 6" block. Supplies are a Layer Cake of 10" squares or a stack of 12-14 Fat Quarters plus yardage for background and borders

Click here for a direct link to the Sisters BOM QAL tab



Masks and Scrub Cap Donations can be sent to:

For the VA

Norma N. Fraser, Chief, Voluntary Service
Fayetteville NC VA Coastal Health Care System
2300 Ramsey Street
Fayetteville, NC 28301
Phone: 910-822-7027
Email: norma.fraser2@va.gov

For Cape Fear Valley Hospital

Sabrina Brooks at The Cape Fear Valley Health Foundation
Monday – Friday between 9am and 4:30 pm
Medical Arts Building at 101 Robeson Street.
Please call 615-128

Do you offer a Quilting Service or have Quilting Supplies to Sell?

Longarm quilting? Binding services? Teach classes? Have a Blog or Vlog?
Fabric? Sewing Machine?

Get the Word Out!!

Advertise in the Tarheel Quilter's Guild Newsletter
Contact Newsletter Chair, Anita Andersen



**7076 Ramsey St./HWY 401
Fayetteville, NC 28311
(910) 630-3912 Mon– Sat 9 am–5 pm
<https://www.lovingstitches.net>**



Want to learn how to better care for your sewing machine, any brand? Join our tech Pete October 24th, 10 am-noon. You don't need to bring your machine. Only \$5!

Check Out Our BIG, Beautiful Newsletter for October, November & December at our website or pick one up at our store. See all the great classes, events & sales we have planned for you!

Call or come by to Register for classes!



Take advantage of our best Financing of the year! 72 months, 0% interest on most Bernina models, including the new B790 Special Edition, the new L890 serger, and all longarms.
Free gifts with purchase too!

This offer is available October 1st-17th.

made to create **BERNINA**

Click on the ADS to Visit the Websites

Whatever's Quilted
Handi Quilter®



We've Got your Back!

With more than 270 wide backs, more than anyone in the state.



936 Gateway Commons Cir.
Wake Forest 27587

www.WhateversQuilted.com
Donna@WhateversQuilted.com

Near Lowes Food on SR 98



Promoting and perpetuating the art of quilting since 1981

<https://www.tarheelquiltersguild.org>

<https://www.facebook.com/TarheelQuiltersGuild>

Let Me QUILT 4U

Contact
 Barbara Munoz
 910-644-2464
 embqueen1954@gmail.com

Long arm quilting
Cost of services

Simple designs .03/sq inch

- one design all over
- one thread color

Complex designs .05/sq inch

- multiple designs
- multiple thread colors

Bindings

- machine sewn
- .15/ lineal inch

Quilt labels \$4.00

Additional fees:

- Thread cost \$10./cone
- Batting \$10. per yard
- or customer to provide

Tee shirt Quilt \$25. / shirt

Click on the ADS to Visit the Websites



RANDY'S Sewing Center



Everything you ever Dreamed of in a Sewing Quilting and Embroidery machine! now with a dreamy Discount! \$4000 off MSRP and payments as low as \$195 a month.

In House Service on Most Brands

Juki Miyabi
 The first laser controlled stitch regulated Sit Down Quilting Machine. With 18 inches of throat space to create in, you can really get quilts done.
 Save \$2000 dollars while supplies last.

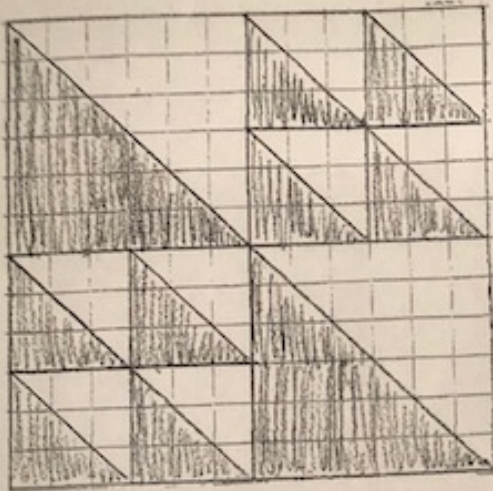


Janome Horizan MC 9450 QCP
 The Janome 9450 lets you **Quilt Like a Professional!** Its loaded with Features at a super deal. while they last save \$1000 dollars and a free Table with Purchase.

Randy's Sewing Center
5353 Red Tip Rd
FayettevilleNC 28314
910-745-8898
randyssewingcenter.com

Section 2: The elected officers shall be a President, First Vice-President, Second Vice-President, Treasurer and Secretary. The President may appoint a Parliamentarian. These officers constitute the Executive Committee. It shall be the duty of these officers to implement the objectives, policies, and ethical practices of this Guild.

- a. Duties of the President: the president shall be the principal officer of this Guild and shall:
 1. Preside at all meetings of the Guild, the Board of Directors, the Executive Committee, and the General Membership; appoint Standing and Special Committees as required to accomplish the mission of the Guild;
 2. Serve as an ex-officio member of all committees except for the Nominating Committee and the Audit Committee; and
 3. Ensure all programs, projects, and all activities for the Guild be developed for the ensuing year in accordance with the objectives and policies of the Guild.
- b. Duties of the First Vice-President: the First Vice-President shall:
 1. Perform the duties of the President in the President's absence;
 2. Become President for the unexpired term in case of death, resignation, or incapacity of the President;
 3. Serve as Workshop Chairperson and be responsible for obtaining qualified teachers for workshops and special programs as approved by the Board of Directors; and
 4. Perform duties as assigned by the President.
- c. Duties of the Second Vice-President: the Second Vice-President shall:
 1. Serve as Program Chairperson and be responsible for developing and coordinating programs for the General Membership meeting; and
 2. Perform other duties as assigned by the President.
- d. Duties of the Secretary: the Secretary shall:
 1. Record accurate minutes of all meetings of this Guild, the Board of Directors, and the Executive Committee;
 2. Furnish the President with a paper or digital copy of the minutes;
 3. During each General Membership Meeting, move for correction and/or approval of the previous meeting's minutes. If copies of the minutes of the previous meeting were not provided to the membership in advance, read minutes for corrections and approval and read correspondence pertaining to matters of the Guild that have been received by the President;
 4. Prepare official correspondence for the Board of Directors as needed; and preserve in a permanent file all minutes and correspondence of value to the Guild and its Officers.
- e. Duties of the Treasurer: the Treasurer shall:
 1. Be responsible for all monies of the Guild and provide a financial report at General Membership Meetings;
 2. Upon receipt of expenditures, reimburse members; and, disburse funds in accordance with the budget or as directed by the Board of Directors;
 3. Keep an itemized record, in a permanent file, of all receipts and expenditures and give a written report of same as required;
 4. Serve as Chairman of the Finance Committee;
 5. Conduct tax filings in accordance with the Internal Revenue Code;
 6. Deliver to the appointed Auditor or Audit Committee all financial records by January 15, or as soon as possible; and
 7. Deliver to the incoming Treasurer all books, records and papers pertaining to financial matters immediately after the audit and request a receipt thereof.



BIRDS IN THE AIR

(scrappy)

From assorted darks cut:

- 1 - 7" square
- 4 - 4" squares


From assorted lights cut:

- 1 - 7" square
- 4 - 4" squares

Draw a diagonal line from corner to corner on the wrong side of all light squares. Place these right sides together with the dark squares. Sew seam $\frac{1}{4}$ inch from both sides of drawn line. Cut apart on drawn line and press open. Trim large squares down to $6\frac{1}{2}$ " and small squares to $3\frac{1}{2}$ ".

Sew four small half square triangles together into a $6\frac{1}{2}$ " square. Sew remaining four small HST's together into a second $6\frac{1}{2}$ " square.

Arrange these squares with the large half square triangles as shown in diagram and sew together to finish the block.



Quilt examples: